

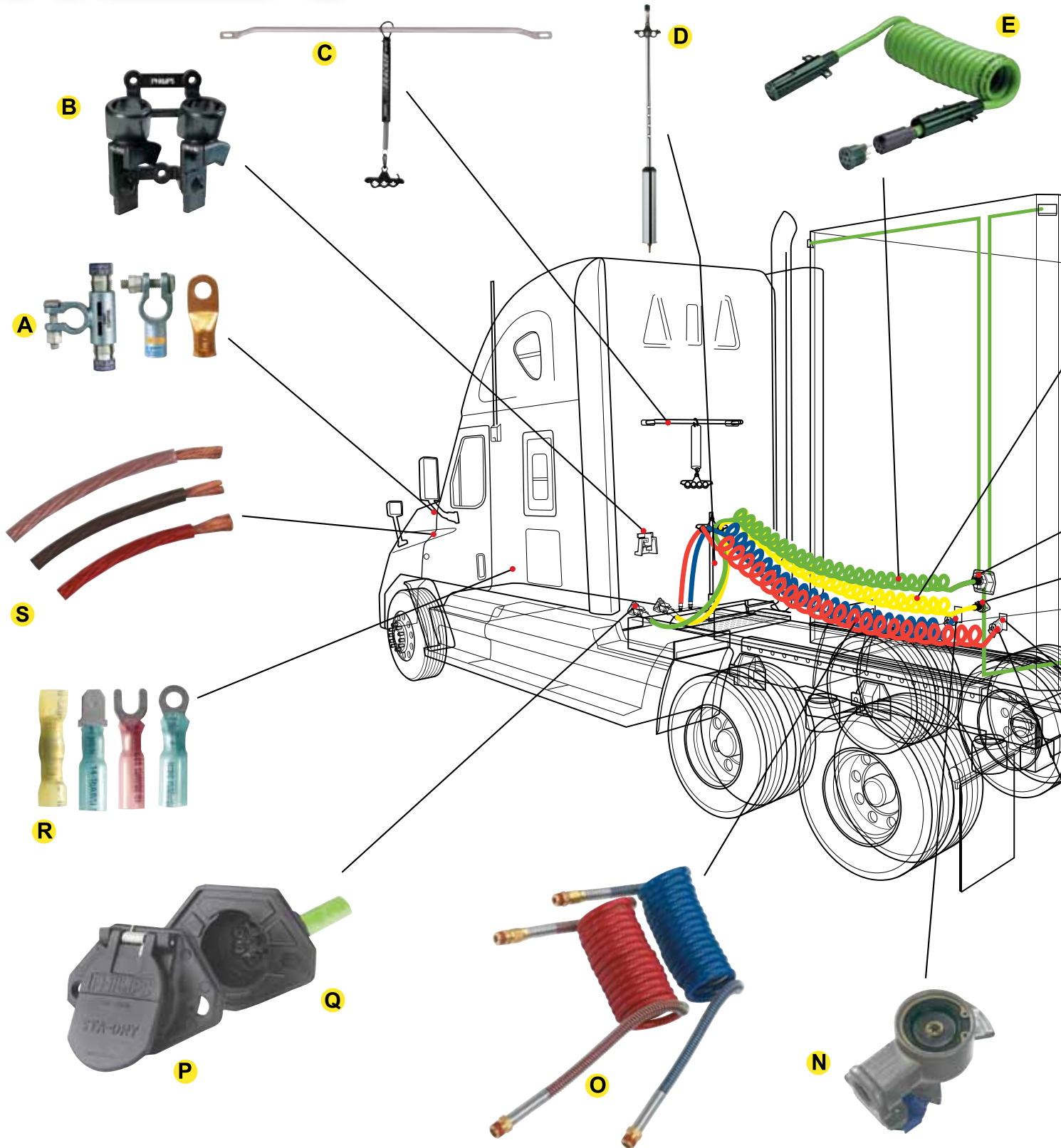
2014

WE MAKE PRODUCTS THAT MAKE A DIFFERENCE™



PHILLIPS

www.phillipsind.com

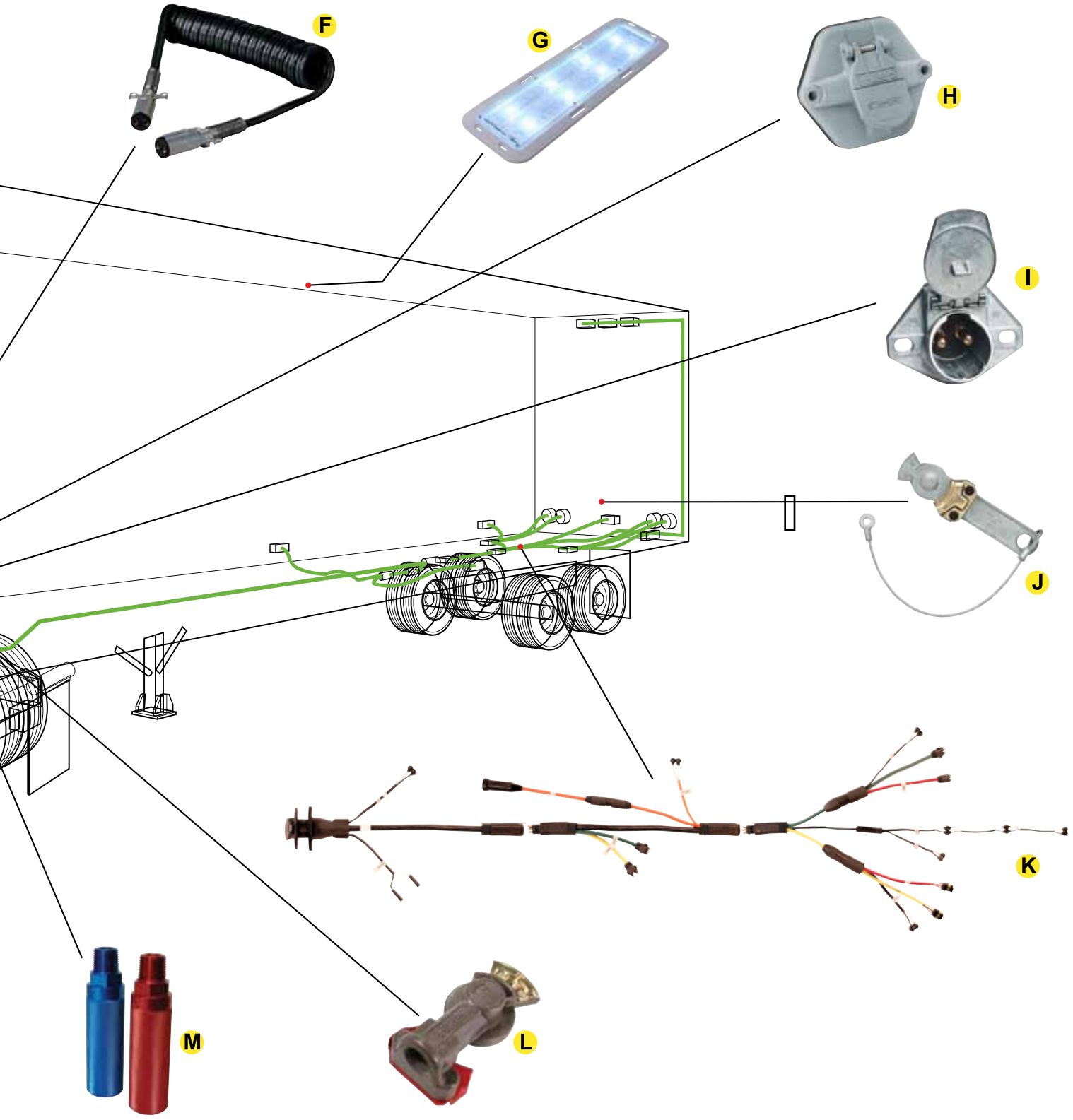


- A. Battery Terminals
- B. STOW-A-WAY™
- C. Tracker Bar Kit
- D. Pogo Stick

- E. QCP™ (Quick-Change Plug) Assembly
- F. Dual Pole Liftgate Cable
- G. PERMALITE™ XB LED

- H. STA-DRY® Socketbreaker
- I. Dual Pole Socket
- J. Shut-Off Gladhand
- K. STA-DRY® Harness

TS THAT MAKE A DIFFERENCE™



- L. Anodized Gladhand
- M. Coiled Air Grips
- N. QWIK-E® Gladhand
- O. POLAR AIR® Coiled Air

- P. STA-DRY® Socket
- Q. QCS2® (Quick-Change Socket) Assembly
- R. STA-DRY® Heat Shrink Terminals
- S. CLEAR-VU™ Battery Cable

Since 1928, Phillips has been driving the global transportation industry. Hugh Phillips began selling truck parts to produce haulers over 86 years ago. Seizing an opportunity, he developed and applied for a patent for a vehicle signal arm. The company began manufacturing the signal arm two years later, and this single product became the foundation on which the company's success was built.

Today, Phillips Industries is a creator as well as a distributor of a wide variety of electrical and air products, serving the transportation industry. The company is a Tier 1 supplier and partner to virtually every major tractor and trailer manufacturer in the U.S., and is a leader in the parts aftermarket for the transportation industry. Their sales and customer service staff consistently rate among the top in the industry with extensive training and product knowledge.



Over the decades, Phillips has evolved from a parts distributor to an innovator and manufacturer of advanced-concept parts for the transportation industry. "In many cases, the only way to meet our specification was to build it ourselves," says Bob Phillips, CEO. This philosophy has made the company a recognized leader in quality and innovation. Phillips manufactures highly engineered, solution driven products with great attention to detail, using the highest grade materials and consistently adhere to strict ISO 9001 and TS 16949 production standards at all manufacturing facilities. Extensive testing ensures that every product made reduces fleet down time and operating expenses, saving customers millions in installation and replacement costs.

Phillips' leadership in quality and innovation has been recognized by numerous industry awards including Ford's Q1, Freightliner's Masters' of Quality, Paccar's Preferred Supplier, Volvo's ISO 9002 and Napa's Supplier of the Year. Phillips has certification of the coveted industry-wide ISO 9001 as well as ISO 14001, TS 16949 and BS OHSAS 18001.

Based in Santa Fe Springs, California, Phillips Industries has manufacturing and distribution facilities throughout the U.S., Canada, Mexico, China, and Europe.





UNITED STATES

Phillips Industries - USA
12070 Burke Street
Santa Fe Springs, California 90670
TEL: 800-423-4512 • FAX: 800-597-7757



MEXICO

Phillips Industries - Mexico
Manufacturas Zapaliname SA DE CV
Parque Industrial LA Angostura Nave 32
Carretera Saltillo - Zacatecas KM 4.5
Saltillo, Coahuila, Mexico 25315
TEL: 52-844-986-9200 • FAX: 52-844-986-9229



CHINA

Phillips China
78-11 Yangshashan Road
Chunxiao Town
Beilun District
Ningbo China
TEL: 0578-87816600 • FAX: 0574-87817755



BELGIUM

Waterrijtstraat 45
3920 Lommel
Belgium
TEL: 32 (0) 1156 1810



CANADA

2495 Meadowpine Blvd., Unit 3,
Mississauga, ON L5N 6C3
TEL: 800-814-1975 • FAX: 905-814-5830

TABLE OF CONTENTS

ELECTRICAL ASSEMBLIES -----	PAGE 4
Coiled, Straight	
AIR ASSEMBLIES -----	PAGE 13
Coiled, Straight	
ELECTRICAL & AIR COMBO ASSEMBLIES -----	PAGE 18
3-IN-1 & 4-IN-1 Electrical and Air Combo Assemblies	
ELECTRICAL CONNECTORS -----	PAGE 22
Plugs, Socket, Socketbreakers, Wire Management	
AIR CONNECTORS -----	PAGE 41
Gladhands, Seals, Air Tubing, Brass & Composite Air Fittings	
CABLE & WIRE -----	PAGE 59
Bulk, Battery, Primary, Service	
BATTERY TERMINALS & ACCESSORIES -----	PAGE 67
Terminals, Lugs, Jumpers, Booster Cables, Hardware	
WIRE TERMINALS -----	PAGE 82
Heat Shrink, Nylon, PVC	
HEAT SHRINK TUBING -----	PAGE 100
Heavy Wall, Flexible, Single Wall, Tape	
CABLE/WIRE SUPPORT & ACCESSORIES -----	PAGE 104
STOW-A-WAY™, Tracker Bars, Pogo Sticks, Sliding Axle Spring Kit, Cable Ties, Loom, Grommets, Bushings, Clamps	
ELECTRICAL HARNESS SYSTEMS -----	PAGE 114
Plug N' Play, Custom, Repair Pieces	
DOME LAMPS & CONTROLLERS -----	PAGE 128
PERMALITE™ LED and Fluorescent, PERMALOGIC™, Battery Status Indicator	
TOOLS & GENERAL ACCESSORIES -----	PAGE 136
Cutters, Strippers, Crimpers, Extension Cords, Heating Tools, Testers, Charging Clips, Document Holder, Locks, CSA Kits	
TRAFFIC BUILDERS -----	PAGE 148
Showroom Displays, Counter Displays, Drawers, Clip Strips, and more	
INDEX -----	PAGE 159

Phillips Industries has compiled the information contained herein from what it believes are authoritative sources and believes that it is accurate and factual as of the date printed. It is offered solely as a convenience to its customers and is intended only as a guide concerning the products mentioned. Since the user's product formulation, specific use application and conditions of use are beyond Phillips Industries control, Phillips Industries makes no warranty or representation regarding the results that may be obtained by the user, or its suitability or any products mentioned for the user's specific application. This information is not to be taken as a warranty or representation for which Phillips Industries assumes legal responsibility nor as permission to use any patented inventions without a license.


Copyright © 2014 Phillips Industries. All rights reserved.

ARCTIC SUPERFLEX™, CHARGE-BOX™, CLEAR-VU™, DURACOIL™, ELECTROLINK™, i-BOX™, ISOCOIL™, ISOFLEX™, LATCH-IT UP™, LECTRACOIL™, LECTRAFLEX™, PERMACOIL™, PERMALITE™, PERMALOGIC™, POWER GRIP™, QBOX™, QCP™, QCMS™, QCMS2™, QWIK-FIT™, QWIK-FIX™, QWIK-SHOT™, QWIK-SNAP™, S7™, STA-LOCK™, SLIM-7™, STOW-A-WAY™, THERMOSEALED™, WEATHER-TITE™ PERMAPLUG™, V-CHECK™ I, V-CHECK™ II are trademarks of Phillips Industries, Inc.

QCS®, QCS2®, QWIK-E®, STA-DRY®, POLARAIR® are registered trademarks of Phillips Industries, Inc.

ELECTRICAL ASSEMBLIES

STA-DRY® QCMS2™



* Standard on all Phillips electrical cable assemblies and plugs

ELECTRICAL ASSEMBLIES

- Large finger grips for coupling/uncoupling, even with gloves
- Longer plug interior for easy maintenance
- Protected with non-corrosive, non-conductive, dielectric grease
- WEATHER-TITE™ PERMAPLUGS™ have machine-crimped terminals for increased conductivity
- Meets SAE J560, J2222, J2394 or ISO 3731

STA-DRY® QCMS2™



1/8, 2/10 & 4/12 ga. ABS Application

Part No.	Description	
30-9334	12' ABS LECTRACOIL™ QCMS2™ and QCP™	*
30-9634	15' ABS LECTRACOIL™ QCMS2™ and QCP™	*
30-9934	15' w/48" lead ABS LECTRACOIL™ QCMS2™ and QCP™	*

- A tight STA-DRY® seal locks out road contaminants, completely stopping the devastating effects of corrosion
- Plugs directly into the tractor and is rarely removed, further reducing the possibility of contaminants entering the electrical system
- Features the revolutionary QCP™ (Quick-Change Plug), which is field serviceable in seconds!
- Works with the QCS® or QCS2® boot, replaces the socket
- Flexible from -82°F to 195°F (-63°C to 91°C)
- Built-in theft deterrent
- Patent# 6,483,200
- Meets SAE J560, J2394 and J2222
- As a recommended practice, use a tracker bar spring kit or pogo stick to support cable assemblies with longer leads

ABS LECTRACOIL™



1/8, 2/10 & 4/12 ga. ABS Applications

QCP™ (Quick-Change Plug)

5 Year Warranty
See website for details

Part No.	Description	
30-9324	12', with quick-change plugs	*
30-9624	15', with quick-change plugs	*
30-9924	15', 48" lead, with quick-change plugs	*
30-9954	20', with quick-change plugs	*

WEATHER-TITE™ PERMAPLUG™

3 Year Warranty
See website for details

Part No.	Description	
30-9320	12', with WEATHER-TITE™ PERMAPLUGS™	*
30-9620	15', with WEATHER-TITE™ PERMAPLUGS™	*
30-9920	15', 48" lead, WEATHER-TITE™ PERMAPLUGS™	*

Zinc Die-Cast Plug

3 Year Warranty
See website for details

Part No.	Description	
30-9321	12', with zinc die-cast plugs	*
30-9621	15', with zinc die-cast plugs	*
30-9921	15', 48" lead, with zinc die-cast plugs	*
30-9951	20', with zinc die-cast plugs	*

- Recommended for ABS applications and trailers with high voltage demands
- Flexible from -82°F to 195°F (-63°C to 91°C)
- Excellent recoil memory, chemical & abrasion resistance
- QCP™ cartridge is field replaceable in seconds!
- WEATHER-TITE™ PERMAPLUG™ assemblies offer superior corrosion protection
- As a recommended practice, use a tracker bar spring kit or pogo stick to support cable assemblies with longer leads

* Working length - As measured by pull force per SAE J2222. Length of actual cable is significantly longer.

ABS PERMACOIL™



- Recommended for ABS applications
- Flexible from -87°F to 150°F (-66°C to 66°C)
- Good recoil memory, chemical & abrasion resistance
- QCP™ cartridge is field replaceable in seconds!
- WEATHER-TITE™ PERMAPLUG™ assemblies offer superior corrosion protection
- As a recommended practice, use a tracker bar spring kit or pogo stick to support cable assemblies with longer leads

1/8, 2/10 & 4/12 ga. ABS Applications

QCP™ (Quick-Change Plug)

Part No.	Description	
30-4324	12', with quick-change plugs	*
30-4624	15', with quick-change plugs	*
30-4924	15', 48" lead, with quick-change plugs	*
30-4954	20', with quick-change plugs	*

WEATHER-TITE™ PERMAPLUG™

Part No.	Description	
30-4320	12', with WEATHER-TITE™ PERMAPLUGS™	*
30-4620	15', with WEATHER-TITE™ PERMAPLUGS™	*
30-4920	15', 48" lead, WEATHER-TITE™ PERMAPLUGS™	*

Zinc Die-Cast Plug

Part No.	Description	
30-4321	12', with zinc die-cast plugs	*
30-4621	15', with zinc die-cast plugs	*
30-4721	15', 72" lead, with zinc die-cast plugs	*
30-4921	15', 48" lead, with zinc die-cast plugs	*
30-4951	20', with zinc die-cast plugs	*

DURACOIL™



- For standard 7-way applications, NON-ABS equipped trailers
- Flexible from -82°F to 195°F (-63°C to 91°C)
- Excellent recoil memory, chemical & abrasion resistance
- UNBREAKABLE WEATHER-TITE™ PERMAPLUG™ or heavy-duty reinforced zinc die-cast plugs
- WEATHER-TITE™ PERMAPLUG™ assemblies offer superior corrosion protection
- As a recommended practice, use a tracker bar spring kit or pogo stick to support cable assemblies with longer leads

1/10 & 6/12 ga. NON-ABS Applications

WEATHER-TITE™ PERMAPLUG™

Part No.	Description	
22-9320	12', with WEATHER-TITE™ PERMAPLUGS™	*
22-9620	15', with WEATHER-TITE™ PERMAPLUGS™	*
22-9720	15', 72" lead, with WEATHER-TITE™ PERMAPLUGS™	*

Zinc Die-Cast Plug

Part No.	Description	
22-9321	12', with zinc die-cast plugs	*
22-9521	12', 72" lead, with zinc die-cast plugs	*
22-9621	15', with zinc die-cast plugs	*
22-9721	15', 72" lead, with zinc die-cast plugs	*
22-9921	15', 48" lead, with zinc die-cast plugs	*

1/12 & 6/14 ga. NON-ABS Applications

Part No.	Description	
24-9621	15', with zinc die-cast plugs	*

* Working length - As measured by pull force per SAE J2222. Length of actual cable is significantly longer.

PERMACOIL™

1/10 & 6/12 ga. NON-ABS Applications

QCP™ (Quick-Change Plug)

Part No.	Description	
22-4324	12', with quick-change plugs	*
22-4624	15', with quick-change plugs	*
22-4954	20', with quick-change plugs	*

WEATHER-TITE™ PERMAPLUG™

Part No.	Description	
22-4320	12', with WEATHER-TITE™ PERMAPLUGS™	*
22-4620	15', with WEATHER-TITE™ PERMAPLUGS™	*

Zinc Die-Cast Plug

Part No.	Description	
22-4321	12', with zinc die-cast plugs	*
22-4621	15', with zinc die-cast plugs	*
22-4721	15', 72" lead, with zinc die-cast plugs	*
22-4951	20', with zinc die-cast plugs	*



1/12 & 6/14 ga. NON-ABS Applications

QCP™ (Quick-Change Plug)

Part No.	Description	
24-4324	12', with quick-change plugs	*
24-4624	15', with quick-change plugs	*
24-4954	20', with quick-change plugs	*

WEATHER-TITE™ PERMAPLUG™

Part No.	Description	
24-4320	12', with WEATHER-TITE™ PERMAPLUGS™	*
24-4620	15', with WEATHER-TITE™ PERMAPLUGS™	*

Zinc Die-Cast Plug


Part No.	Description	
24-4321	12', with zinc die-cast plugs	*
24-4621	15', with zinc die-cast plugs	*
24-4951	20', with zinc die-cast plugs	*

- For standard 7-way applications, NON-ABS equipped trailers w/ minimal voltage demands
- Flexible from -87°F to 150°F (-66°C to 66°C)
- Good recoil memory, chemical & abrasion resistance
- QCP™ cartridge is field replaceable in seconds!
- WEATHER-TITE™ PERMAPLUG™ assemblies offer superior corrosion protection
- As a recommended practice, use a tracker bar spring kit or pogo stick to support cable assemblies with longer leads

1/8, 2/10 & 4/12 ga. ISO Applications

Part No.	Description	
31-9323	12', with zinc die-cast plugs	*
31-9623	15', with zinc die-cast plugs	*
31-9923	15', 48" lead, with zinc die-cast plugs	*


ISOCOIL™



- For ISO/auxiliary applications
- Flexible from - to 195°F (-63°C to 91°C)
- Excellent recoil memory, chemical & abrasion resistance
- Twisted pair brown & green wires to avoid signal noise
- Male ground pin to prevent mis-connections
- Heavy-duty, reinforced zinc die-cast housing
- As a recommended practice, use a tracker bar spring kit or pogo stick to support cable assemblies with longer leads

* Working length - As measured by pull force per SAE J2222. Length of actual cable is significantly longer.

ACCESSORY COIL



1/8, 2/10 & 4/12 ga. ISO Applications

Part No.	Description	
31-4323	12', with zinc die-cast plugs	*
31-4623	15', with zinc die-cast plugs	*

- For auxiliary applications
- Brown & green wires are not twisted
- Flexible from -82°F to 195°F (-63°C to 91°C)
- Good recoil memory, chemical & abrasion resistance
- Male ground pin to prevent mis-connections
- Heavy-duty, reinforced zinc die-cast plugs

Straight STA-DRY® QCMS2™



1/8, 2/10 & 4/12 ga. ABS Applications

Part No.	Description	
30-2055	12' Straight ABS LECTRAFLEX™ QCMS2™ with QCP™	
30-2075	15' Straight ABS LECTRAFLEX™ QCMS2™ with QCP™	
30-2095	20' Straight ABS LECTRAFLEX™ QCMS2™ with QCP™	

- A tight STA-DRY® seal locks out road contaminants, completely stopping the devastating effects of corrosion
- Plugs directly to the tractor and is rarely removed, further reducing the possibility of contaminants entering the electrical system
- QCP™ cartridge is field replaceable in seconds!
- Works with the QCS® or QCS2® boot, replaces the socket
- Built-in theft deterrent
- Available in 3-IN-1 & 4-IN-1 assemblies
- Patent# 6,483,200

Straight ABS LECTRAFLEX™



1/8, 2/10 & 4/12 ga. ABS Applications

QCP™ (Quick-Change Plug)

Part No.	Description	
30-2054	12', with quick-change plugs	
30-2074	15', with quick-change plugs	
30-2094	20', with quick-change plugs	

WEATHER-TITE™ PERMAPLUG™

Part No.	Description	
30-2030	10', with WEATHER-TITE™ PERMAPLUGS™	
30-2050	12', with WEATHER-TITE™ PERMAPLUGS™	
30-2070	15', with WEATHER-TITE™ PERMAPLUGS™	

Zinc Die-Cast Plug

Part No.	Description	
30-2011	8', with zinc die-cast plugs	
30-2031	10', with zinc die-cast plugs	
30-2051	12', with zinc die-cast plugs	
30-2071	15', with zinc die-cast plugs	
30-2091	20', with zinc die-cast plugs	

- Spring-wrapped compression contact pins
- Chemical & abrasion resistant
- QCP™ cartridge is field replaceable in seconds!
- WEATHER-TITE™ PERMAPLUG™ assemblies offer superior corrosion protection
- Available in 3-IN-1 & 4-IN-1 assemblies

* Working length - As measured by pull force per SAE J2222. Length of actual cable is significantly longer.

Straight DURAFLEX™**1/10 & 6/12 ga. NON-ABS Applications**

Part No.	Description
22-2011	8', with zinc die-cast plugs
22-2031	10', with zinc die-cast plugs
22-2051	12', with zinc die-cast plugs
22-2071	15', with zinc die-cast plugs

- Chemical & abrasion resistant
- Heavy-duty, reinforced zinc die-cast housing
- Spring-wrapped compression contact pins
- Available in 3-IN-1 & 4-IN-1 assemblies

**Straight ISOFLEX™****1/8, 2/10 & 4/12 ga. ISO Applications**

Part No.	Description
31-2033	10', with zinc die-cast plugs
31-2053	12', with zinc die-cast plugs
31-2073	15', with zinc die-cast plugs
31-2093	20', with zinc die-cast plugs

- For auxiliary applications
- Twisted pair brown & green wires to reduce signal
- Spring-wrapped compression contact pins
- Good chemical & abrasion resistance
- Heavy-duty, reinforced zinc die-cast housing
- Available in 3-IN-1 & 4-IN-1 assemblies

**LIGHT-DUTY CABLES****6 & 4-Way Coils****6-Way Coil - 6/16 ga.**

Part No.	Description	
19-6708	8', with THERMOSEALED™ plugs	*
19-6710	10', with THERMOSEALED™ plugs	*
19-6712	12', with THERMOSEALED™ plugs	*
19-6715	15', with THERMOSEALED™ plugs	*

4-Way Coil - 4/16 ga.

Part No.	Description	
19-4708	8', with THERMOSEALED™ plugs	*
19-4710	10', with THERMOSEALED™ plugs	*
19-4712	12', with THERMOSEALED™ plugs	*
19-4715	15', with THERMOSEALED™ plugs	*

- For light-duty towing applications such as boats & utility trailers
- Plugs are molded for moisture & corrosion resistance
- Same heavy-duty jacket as our PERMACOIL™ and ABS PERMACOIL™
- Flexible from -87°F to 150°F (-66°C to 66°C)



Molded plug for long life!

* Working length - As measured by pull force per SAE J2222. Length of actual cable is significantly longer.

7-Way Light Duty PERMACOIL™

NEW!



1/14 & 6/16 ga. Fine Stranded Copper

Part No.	Description
19-7752	11.5', with PERMAPLUGS™ NEW *

- Light duty 7-way accessory cable for truck mounted applications such as forklifts
- Capable of running stop, turn and tail lights
- 360° compression ring secures PERMAPLUG™ to cable and eliminates moisture and corrosion
- Flexible from -87°F to 150°F (-66°C to 66°C)
- Good recoil memory, chemical & abrasion resistance
- Meets ISO 1185 and ISO 4141 specifications

LIFTGATE CHARGING CABLES

- For liftgate applications utilizing a trailer battery pack
- 4 ga. fine stranded copper for flexibility
- 100 amp capacity

Dual Pole



2/4 ga. Fine Stranded Copper

Part No.	Description
23-2326	12', 1 ground, 1 hot, 100 amp capacity *
23-2626	15', 1 ground, 1 hot, 100 amp capacity *

- Excellent recoil memory, chemical & abrasion resistance
- Flexible from -82°F to 195°F (-63°C to 91°C)
- Internal ground to improve ground connections
- Heavy-duty, reinforced zinc die-cast housing
- Mates w/ dual pole metal socket 15-326

Dual Pole PERMACOIL™



2/4 ga. Fine Stranded Copper

Part No.	Description
23-2316	12', 1 ground, 1 hot, 100 amp capacity *
23-2616	15', 1 ground, 1 hot, 100 amp capacity *
23-2916	15', with 40" lead, 1 ground, 1 hot, 100 amp capacity *

- Good recoil memory, chemical & abrasion resistance
- Flexible from -87°F to 150°F (-66°C to 66°C)
- Internal ground to improve ground connections
- Mates with dual pole metal socket 15-326
- Same heavy-duty jacket as our PERMACOIL™ and ABS PERMACOIL™
- As a recommended practice, use a tracker bar spring kit or pogo stick to support cable assemblies with longer leads

Dual Pole "Y" Adapter



2/4 ga. Fine Stranded Copper

Part No.	Description
23-2630	15', with 48" and 24" leads, 1 ground, 1 hot, 100 amp capacity *

- For fleets with single and dual pole trailers
- Allows dual pole tractor to connect to single or dual pole trailer
- Coil has dual pole tractor side and dual & single pole plug trailer side
- Excellent recoil memory, chemical & abrasion resistance
- Flexible from -82°F to 195°F (-63°C to 91°C)
- Heavy-duty, reinforced zinc die-cast housing
- As a recommended practice, use a tracker bar spring kit or pogo stick to support cable assemblies with longer leads

* Working length - As measured by pull force per SAE J2222. Length of actual cable is significantly longer.

Dual Pole to Single Pole Lead

2/4 ga. Fine Stranded Copper	
Part No.	Description
23-2628	15', 1 ground, 1 hot, 100 amp capacity *

- Coil has one dual pole & one single pole plug
- Excellent recoil memory, chemical & abrasion resistance
- Flexible from -82°F to 195°F (-63°C to 91°C)
- Heavy-duty, reinforced zinc die-cast housing



Single Pole

1/4 ga. Fine Stranded Copper	
Part No.	Description
23-4325	12', 1 hot, 100 amp capacity *
23-4625	15', 1 hot, 100 amp capacity *
23-4925	15', with 48" lead, 1 hot, 100 amp capacity *

- Good recoil memory, chemical & abrasion resistance
- Flexible from -87°F to 150°F (-66°C to 66°C)
- Heavy-duty, reinforced zinc die-cast housing
- Mates with single pole metal socket 15-320
- As a recommended practice, use a tracker bar spring kit or pogo stick to support cable assemblies with longer leads



Straight - Single Pole

1/4 ga. Fine Stranded Copper	
Part No.	Description
23-2051	12', 1 hot, 100 amp capacity
23-2071	15', 1 hot, 100 amp capacity
23-2091	20', 1 hot, 100 amp capacity NEW

- Good chemical & abrasion resistance
- Heavy duty, reinforced zinc die-cast plugs
- Mates with 15-320 socket
- Available in 3-IN-1 & 4-IN-1 applications



Straight - Dual Pole

2/4 ga. Fine Stranded Copper	
Part No.	Description
23-2251	12', 1 ground, 1 hot, 100 amp capacity
23-2271	15', 1 ground, 1 hot, 100 amp capacity
23-2291	20', 1 ground, 1 hot, 100 amp capacity NEW

- Good chemical & abrasion resistance
- Internal ground to improve ground connection
- Heavy duty, reinforced zinc die-cast plugs
- Mates with 15-326 socket
- Available in 3-IN-1 & 4-IN-1 applications



* Working length - As measured by pull force per SAE J2222. Length of actual cable is significantly longer.

Liftgate Dual Pole Installation/Conversion Kit



Part No.	Description	
15-327	Liftgate Dual Pole Conversion Kit	NEW
15-327-150	Liftgate Dual Pole Conversion Kit with 150 amp circuit breakers	NEW


Kit Contents		
Part No.	Description	Qty.
15-326	Dual Pole Socket	1
15-798	Gasket	1
15-740	Boot	1
15-784	Bracket	1
23-2626	15' Dual Pole Coiled Cable	1
3-503-010	4ga. Red Battery Cable	10 feet
3-504-010	4ga. Black Battery Cable	10 feet
8-4121	4ga. x 1/4" Tin Plated Copper Lug	4
8-4122	4ga. x 5/16" Tin Plated Copper Lug	4
8-4123	4ga. x 3/8" Tin Plated Copper Lug	2
6-405	4ga. x 1.5" Red Shrink Tubing	2
6-404	4ga. x 1.5" Black Shrink Tubing	2
5-712	7/16" Grommets for Battery Box	1
5-45074	7/16" Rubber Cushion Clamps	20
17-154	QWIK-SNAP™ 4 Hose Holder	1
80-250	Dielectric Grease	2
53-515	150 amp Circuit Breakers (included with 15-327-150 only)	1

- Improve conductivity with a dual pole charge set-up
- Dual pole sockets offer a secure ground that a 5th wheel does not
- Kit is available with or without 150 amp circuit breakers

AIR ASSEMBLIES



Large, 5" coil diameter to improve flexibility



Jacketing provides superior recoil memory, chemical and abrasion resistance

Remains flexible to -85°F for extreme cold weather protection

Pre-applied thread sealant provides air tight seal*

Extra long spring for strain relief and to prevent kinking*

POWER GRIP™ long brass handle for easy coupling/uncoupling

**EXTREME
COLD WEATHER
AIR COIL**

Featuring Phillips Ultra-Protective PolarAir® Jacketing



* Standard on all Phillips air coils

COILED AIR

POLAR AIR®



- REMAINS FLEXIBLE AT -85°F (-65°C)!
- FOR EXTREME WEATHER CONDITIONS
- Excellent recoil memory, chemical & abrasion resistance
- POWER GRIP™ gladhand extension provides superior coupling/uncoupling leverage
- Large coil diameter prevents kinking and provides greater recoil
- Jacketing prevents fractures and provides durable rubber feel
- Meets SAE J844 and J1131 specifications

- Meets DOT 49 CFR FMVSS 571.106 specifications
- Meets DOT 49 CFR FMVSS 393.45 specifications
- As a recommended practice, use a tracker bar spring kit or pogo stick to support cable assemblies with longer leads


12' Working Length*	
Part No.	Description
11-5120	Pair (red and blue)
11-5300	Pair (red and blue) with 40" lead

15' Working Length*	
Part No.	Description
11-5150	Pair (red and blue)
11-5151	Red (emergency) coil only
11-5152	Blue (service) coil only

15' Working Length with 40" Lead*	
Part No.	Description
11-5400	Pair (red and blue) with 40" lead
11-5401	Red (emergency) with 40" lead coil only
11-5402	Blue (service) with 40" lead coil only

20' Working Length*	
Part No.	Description
11-5200	Pair (red and blue)

POWER GRIP™



- POWER GRIP™ gladhand extension provides superior coupling/uncoupling leverage
- Includes thread seal for secure connection to gladhand & chassis
- Meets SAE J844 and J1131 specifications
- Meets DOT 49 CFR FMVSS 571.106 specifications

- Meets DOT 49 CFR FMVSS 393.45 specifications
- As a recommended practice, use a tracker bar spring kit or pogo stick to support cable assemblies with longer leads

12' Working Length*	
Part No.	Description
11-3120	Pair (red and blue)
11-3100	Red (emergency) coil only
11-3110	Blue (service) coil only

15' Working Length*	
Part No.	Description
11-3150	Pair (red and blue)
11-3170	Red (emergency) coil only
11-3180	Blue (service) coil only

15' Working Length with 40" Lead*	
Part No.	Description
11-3400	Pair (red and blue)
11-3380	Red (emergency) coil only
11-3390	Blue (service) coil only

* Working length - As measured by pull force per SAE J2222. Length of actual tubing is significantly longer.

Heavy-Duty Coiled Air

12' Working Length*	
Part No.	Description
11-312	Pair (red and blue)
11-310	Red (emergency) coil only
11-311	Blue (service) coil only

15' Working Length*	
Part No.	Description
11-315	Pair (red and blue)
11-317	Red (emergency) coil only
11-318	Blue (service) coil only

15' Working Length with 40" Lead*	
Part No.	Description
11-340	Pair (red and blue)
11-338	Red (emergency) coil only
11-339	Blue (service) coil only

20' Working Length*	
Part No.	Description
11-320	Pair (red and blue)
11-321	Red (emergency) coil only
11-322	Blue (service) coil only



- Includes thread seal for secure connection to gladhand
- Single piece trailer side & three-piece swivel tractor side fittings
- Plated steel spring for added tubing protection
- Meets SAE J844 and J1131 specifications
- Meets DOT 49 CFR FMVSS 571.106 specifications
- Meets DOT 49 CFR FMVSS 393.45 specifications
- As a recommended practice, use a tracker bar spring kit or pogo stick to support cable assemblies with longer leads

Heavy-Duty Coiled Air with Gladhands

12' Working Length*	
Part No.	Description
11-3129	Pair, with 2 gladhands
11-51209	POLAR AIR® pair, with POWER GRIP™ and 2 gladhands

15' Working Length*	
Part No.	Description
11-3159	Pair, with 2 gladhands
11-31509	POWER GRIP™ pair, with 2 gladhands
11-51509	POLAR AIR® pair, with POWER GRIP™ and 2 gladhands

15' Working Length with 40" Lead*	
Part No.	Description
11-3409	Pair, with 40" lead and 2 gladhands
11-34009	POWER GRIP™ pair, with 40" lead and 2 gladhands
11-54009	POLAR AIR® pair, with 40" lead and 2 gladhands



- Pre-installed gladhands torqued to factory specifications
- Air coils are built to “working length” to ensure coil does not kink and gladhands are secure under excessive pull force
- Gladhands are built with a heavy gauge powder-coated connector plate for corrosion protection
- Meets DOT 49 CFR FMVSS 571.106 specifications
- Meets DOT 49 CFR FMVSS 393.45 specifications
- As a recommended practice, use a tracker bar spring kit or pogo stick to support cable assemblies with longer leads

* Working length - As measured by pull force per SAE J2222. Length of actual tubing is significantly longer.

Coiled Air



12' Working Length	
Part No.	Description
11-712	Pair (red and blue)

15' Working Length	
Part No.	Description
11-715	Pair (red and blue)
11-717	Red (emergency) coil only
11-718	Blue (service) coil only

15' Working Length	
Part No.	Description
11-738	Red (emergency) with 40" Lead
11-739	Blue (service) with 40" Lead
11-740	Pair (red and blue) with 40" Lead

- Includes thread seal for secure connection to gladhand
- Comes standard with temporary protective fitting caps to shield thread seal and block unwanted debris before installation
- Steel springs for added tubing protection
- Single piece trailer side & four swivel piece tractor side fittings
- Meets SAE J844 and J1131 specifications
- Meets DOT 49 CFR FMVSS 571.106 specifications
- Meets DOT 49 CFR FMVSS 393.45 specifications
- As a recommended practice, use a tracker bar spring kit or pogo stick to support cable assemblies with longer leads

Sliding Fifth Wheel Coiled Air



Part No.	Description
11-300	54" extension with 1/4" male pipe thread
11-300KT	11-300 with brass female adapter, 90° elbow fitting & 8" tie
11-302	60" extension with 1/4" quick connect swivel & coil protector
11-303	36" extension with 1/4" male pipe thread

- Brass ends for durability
- Industry-standard nylon tubing
- Extra long spring for strain relief

STRAIGHT RUBBER AIR

Rubber Air Lines

12' Working Length	
Part No.	Description
11-8110	Red (emergency) grip
11-8111	Blue (service) grip
11-8112	Pair with red and blue (emergency and service) grips
11-8113	Black (universal) grip

15' Working Length	
Part No.	Description
11-8115	Pair with red and blue (emergency and service) grips
11-8117	Red (emergency) grip
11-8118	Blue (service) grip
11-8119	Black (universal) grip

20' Working Length	
Part No.	Description
11-8120	Pair with red and blue (emergency and service) grips
11-8121	Red (emergency) grip
11-8122	Blue (service) grip
11-8123	Black (universal) grip



- Tractor end includes swivel fitting for easy installation and spring guard for strain relief
- Large grips for easy coupling/uncoupling and hose support
- Provides excellent abrasion-resistance and resists cracking, kinking and weathering
- Meets DOT CFR 49 FMVSS 571.106 specifications
- Meet SAE J1402 hose specifications
- Available in 3-IN-1 & 4-IN-1 applications

Bulk Heavy-Duty ^{ARCTIC} Rubber Air Hose

Part No.	Description
11-8185-250	3/8" O.D. 250 ft. spool

- Heavy-Duty EPDM rubber air brake hose
 - 4-spiral polyester reinforced rubber
 - Resists cracking, kinking and weathering
 - Provides excellent abrasion-resistance
- -65°F to 200°F (-53°C to 93°C)
- Burst pressure: 871 PSI
- Operating pressure: 145 PSI
- Meets SAE J1402 low temperature requirements



Bulk Heavy-Duty Rubber Air Hose

Part No.	Description
11-8180-250	3/8" O.D. 250 ft. spool
11-8190-250	1/2" O.D. 250 ft. spool

- Heavy-Duty EPDM rubber air brake hose
 - 4-spiral polyester reinforced rubber
 - Resists cracking, kinking and weathering
 - Provides excellent abrasion-resistance
- -40°F to 200°F (-40°C to 93°C)
- Burst pressure: 871 PSI
- Operating pressure: 145 PSI
- Meets SAE J1402 specifications



ELECTRICAL & AIR COMBO ASSEMBLIES

3-IN-1 & 4-IN-1

Outstanding
kink and abrasion
resistance

Hanging clamp and stainless
steel clip for easy installation
(P/N 5-5008 and 17-173)

Spiral wrapped
for an organized,
clean look

QCP™ (Quick-Change Plug)
cartridge is field replaceable in
seconds

Large grips for easy
coupling/uncoupling
leverage and acts as
strain relief

Swivel end brass
fittings



ELECTRICAL & AIR COMBO ASSEMBLIES

ALL ASSEMBLIES

- Spiral wrapped for a clean organized look
- Outstanding kink and abrasion resistance
- Includes hanging clamp and clip for easy installation (P/N 5-5008 and 17-173)

ELECTRICAL

ABS LECTRAFLEX™ & NON-ABS DURAFLEX™

- Spring-wrapped compression contact pins
- Chemical and abrasion resistant

Liftgate Charging Cable

- For liftgate applications
- 100 amp capacity

ISOFLEX™ Cable

- For auxiliary applications
- Twisted pair of brown & green wires reduces signal noise

AIR

Rubber Air Lines

- Large grips for easy coupling/ uncoupling and hose support
- Tractor end includes swivel fitting for easy installation
- Provides excellent abrasion resistance and resists cracking, kinking and weathering

3-IN-1 ELECTRICAL & AIR ASSEMBLIES

Straight DURAFLEX™ 1/10 & 6/12 ga. NON-ABS Applications

Zinc Die-Cast Plug

Part No.	Description
22-2151	12', NON-ABS with Zinc Die-Cast Plugs, Rubber Air Lines
22-2171	15', NON-ABS with Zinc Die-Cast Plugs, Rubber Air Lines

Straight DURAFLEX™ 1/8, 2/10 & 4/12 ga. ABS Applications

QCMS2™ and QCP™ (Quick-Change Plug)

Part No.	Description	
30-2155	12', ABS with QCMS2™ and QCP™, Rubber Air Lines	NEW
30-2175	15', ABS with QCMS2™ and QCP™, Rubber Air Lines	NEW
30-2195	20', ABS with QCMS2™ and QCP™, Rubber Air Lines	NEW

QCP™ (Quick-Change Plug)

Part No.	Description
30-2154	12', ABS with QCP™, Rubber Air Lines
30-2174	15', ABS with QCP™, Rubber Air Lines
30-2194	20', ABS with QCP™, Rubber Air Lines

WEATHER-TITE™ PERMAPLUG™

Part No.	Description	
30-2150	12', ABS with WEATHER-TITE™ PERMAPLUG™, Rubber Air Lines	NEW
30-2170	15', ABS with WEATHER-TITE™ PERMAPLUG™, Rubber Air Lines	NEW
30-2190	20', ABS with WEATHER-TITE™ PERMAPLUG™, Rubber Air Lines	NEW

Zinc Die-Cast Plug

Part No.	Description
30-2151	12', ABS with Zinc Die-Cast Plugs, Rubber Air Lines
30-2171	15', ABS with Zinc Die-Cast Plugs, Rubber Air Lines
30-2191	20', ABS with Zinc Die-Cast Plugs, Rubber Air Lines



PLUGS



QCMS2™ connects to QCS2™

QCMS2™

- Connects to the QCS2® creating a tight STA-DRY® seal that locks out moisture and contaminants, stopping the devastating effects of corrosion



QCP™ (Quick-Change Plug)

QCP™ (Quick-Change Plug)

- Reduces maintenance time
- Field repairable in seconds!



WEATHER-TITE™ PERMAPLUG™

WEATHER-TITE™ PERMAPLUG™

- The WEATHER-TITE™ seal resists water and contaminants from entering the electrical system creating a complete seal!



Zinc Die-Cast Plug

Zinc Die-Cast

- Heavy duty reinforced zinc die-cast housing for durability

4-IN-1 ELECTRICAL & AIR COMBO ASSEMBLIES - WITH SINGLE POLE



PLUGS



QCMS2™ connects to QCS2™

QCMS2™

- Connects to the QCS2® creating a tight STA-DRY® seal that locks out moisture and contaminants, stopping the devastating effects of corrosion



QCP™ (Quick-Change Plug)

QCP™ (Quick-Change Plug)

- Reduces maintenance time
- Field repairable in seconds!



WEATHER-TITE™ PERMAPLUG™

WEATHER-TITE™ PERMAPLUG™

- The WEATHER-TITE™ seal resists water and contaminants from entering the electrical system creating a complete seal!



Zinc Die-Cast Plug

Zinc Die-Cast

- Heavy duty reinforced zinc die-cast housing for durability

1/8, 2/10 & 4/12 ga. ABS Applications

QCMS2™ and QCP™ (Quick-Change Plug)

Part No.	Description	
30-2259	12 Ft., ABS with (1) QCP™ and (1) QCMS2™, Single Pole, Rubber Air Lines	NEW
30-2279	15 Ft., ABS with (1) QCP™ and (1) QCMS2™, Single Pole, Rubber Air Lines	NEW
30-2299	20 Ft., ABS with (1) QCP™ and (1) QCMS2™, Single Pole, Rubber Air Lines	NEW

QCP™ (Quick-Change Plugs)

Part No.	Description	
30-2254	12 Ft., ABS with QCP™, Rubber Air Lines	NEW
30-2274	15 Ft., ABS with QCP™, Rubber Air Lines	NEW
30-2294	20 Ft., ABS with QCP™, Rubber Air Lines	NEW

WEATHER-TITE™ PERMAPLUGS™

Part No.	Description	
30-2250	12 Ft., ABS with WEATHER-TITE™ PERMAPLUGS™, Single Pole, Rubber Air Lines	NEW
30-2270	15 Ft., ABS with WEATHER-TITE™ PERMAPLUGS™, Single Pole, Rubber Air Lines	NEW
30-2290	20 Ft., ABS with WEATHER-TITE™ PERMAPLUGS™, Single Pole, Rubber Air Lines	NEW

Zinc Die-Cast Plugs

Part No.	Description	
30-2251	12 Ft., ABS with Zinc Die-Cast Plugs, Rubber Air Lines	
30-2271	15 Ft., ABS with Zinc Die-Cast Plugs, Rubber Air Lines	
30-2291	20 Ft., ABS with Zinc Die-Cast Plugs, Rubber Air Lines	NEW

4-IN-1 ELECTRICAL & AIR ASSEMBLIES - WITH DUAL POLE

1/8, 2/10 & 4/12 ga. ABS Applications

QCMS2™ and QCP™ (Quick-Change Plug)

Part No.	Description	
30-2255	12 Ft., ABS with (1) QCMS2™ and (1) QCP™, Dual Pole, Rubber Air Lines	NEW
30-2275	15 Ft., ABS with (1) QCMS2™ and (1) QCP™, Dual Pole, Rubber Air Lines	NEW
30-2295	20 Ft., ABS with (1) QCMS2™ and (1) QCP™, Dual Pole, Rubber Air Lines	NEW

QCP™ (Quick-Change Plugs)

Part No.	Description	
30-2257	12 Ft., ABS with QCP™, Dual Pole, Rubber Air Lines	NEW
30-2277	15 Ft., ABS with QCP™, Dual Pole, Rubber Air Lines	NEW
30-2297	20 Ft., ABS with QCP™, Dual Pole, Rubber Air Lines	NEW

WEATHER-TITE™ PERMAPLUGS™

Part No.	Description	
30-2256	12 Ft., ABS with WEATHER-TITE™ PERMAPLUGS™, Dual Pole, Rubber Air Lines	NEW
30-2276	15 Ft., ABS with WEATHER-TITE™ PERMAPLUGS™, Dual Pole, Rubber Air Lines	NEW
30-2296	20 Ft., ABS with WEATHER-TITE™ PERMAPLUGS™, Dual Pole, Rubber Air Lines	NEW

Zinc Die-Cast Plugs

Part No.	Description	
30-2252	12 Ft., ABS with Zinc Die-Cast Plugs, Dual Pole, Rubber Air Lines	
30-2272	15 Ft., ABS with Zinc Die-Cast Plugs, Dual Pole, Rubber Air Lines	
30-2292	20 Ft., ABS with Zinc Die-Cast Plugs, Dual Pole, Rubber Air Lines	



PLUGS



QCMS2™ connects to QCS2™

QCMS2™

- Connects to the QCS2® creating a tight STA-DRY® seal that locks out moisture and contaminants, stopping the devastating effects of corrosion



QCP™ (Quick-Change Plug)

QCP™ (Quick Change Plug)

- Reduces maintenance time
- Field repairable in seconds!



WEATHER-TITE™ PERMAPLUG™

WEATHER-TITE™ PERMAPLUG™

- The WEATHER-TITE™ seal resists water and contaminants from entering the electrical system creating a complete seal!



Zinc Die-Cast Plug

Zinc Die-Cast

- Heavy duty reinforced zinc die-cast housing for durability

4-IN-1 ELECTRICAL & AIR ASSEMBLIES - WITH ISOFLEX™

1/8, 2/10 & 4/12 ga. ABS Application

Straight ABS LECTRAFLEX™ 1/8, 2/10 & 4/12 ga with Zinc Die-Cast Plugs

Part No.	Description	
30-2253	12 Ft., ABS with Zinc Die-Cast Plugs, ISOFLEX™, Rubber Air Lines	NEW
30-2273	15 Ft., ABS with Zinc Die-Cast Plugs, ISOFLEX™, Rubber Air Lines	NEW
30-2293	20 Ft., ABS with Zinc Die-Cast Plugs, ISOFLEX™, Rubber Air Lines	NEW



- ISOFLEX™ cable offers a twisted pair of brown & green wires to reduce radio noise for auxiliary connections
- Heavy-duty reinforced zinc die-cast plugs

ELECTRICAL CONNECTORS

STA-DRY® Socket (16-720)



- Stainless steel hinge pin and spring*
- Durable glass-filled nylon housing
- Full-opening lid for easy plug insertion*
- Elongated holes adapt to most mounting positions*
- UNBREAKABLE lid, non-corrosive housing resists impact in cold weather

Locking tab inside lid provides solid plug-to-socket connection*

Inner cavity is sealed to prevent corrosion from passing through to wire harness

Slanted 5° for moisture drain*

Extended front barrel for additional cable support*



WEATHER-TITE™ PERMAPLUG™ (16-730)



Large finger grips for easy coupling/uncoupling**

UNBREAKABLE, non-corrosive housing

Floating brass pins for secure installation in misaligned sockets**

WEATHER-TITE™ SEAL

360° cable compression for solid cable grip

Extended housing allows for easy repair**



* Standard on all Phillips sockets

** Standard on all Phillips plugs

PLUGS

- Large finger grips for ease of coupling/uncoupling
- Meets SAE J560 specifications (ISO meets ISO 3731)
- Floating brass pins for secure installation in misaligned sockets
- Extended housing for easy repair
- Wire insertion on 7-way (non-blade), 6-way and 4-way plugs

WEATHER-TITE™ PERMAPLUG™

Part No.	Description
16-730	WEATHER-TITE™ PERMAPLUG™

- New WEATHER-TITE™ Seal blocks all contaminants from entering the electrical system, creating a complete seal!
- UNBREAKABLE, non-corrosive housing
- 360° ratcheting compression cable clamp
- Thread sealed screws prevent wire pull-out
- Spring-wrapped, machined brass compression pins
- 15-715 replacement insert
- 5-750 replacement rubber seal
- Patent No. 8,192,216



Part No.	Description
15-710	Heavy-duty, reinforced zinc die-cast plug
15-730	Heavy-duty, reinforced zinc die-cast plug with cable guard
15-730B	Heavy-duty, reinforced zinc die-cast plug with cable guard, individually bagged

- Thread sealed screws prevent wire pull-out
- Spring-wrapped, machined brass compression pins
- Heavy-duty, reinforced zinc die-cast housing
- Strong cable guard to support heavy cables
- 15-731 replacement cable guard
- 15-711 replacement insert

Zinc Die-Cast Connectors



Part No.	Description
15-830	ISO plug with cable guard

- Replacement plug for ISO 3731 coiled and straight cables
- Heavy-duty reinforced zinc die-cast housing for durability
- Male ground pin to prevent mis-connection
- Strong cable guard to support heavy cables
- 15-731 replacement cable guard
- 16-811 replacement insert

ISO Connectors



Part No.	Description
15-731	Cable guard / replacement spring

- Heavy-duty cable guard for 15-710, 15-730 & 15-830 plugs
- .090 galvanized steel wire
- Prevents kinking and offers strain relief for electrical cables

Cable Guard



QCP™ (Quick-Change Plug) Cartridge

Part No.	Description
16-125	Replaceable cartridge

- Plug-in replacement cartridge for QCP™ assemblies ONLY
- High quality machined brass pins
- Floating brass pins for secure installation in mis-aligned sockets
- PUT ONE IN THE TOOL BOX OR GLOVE BOX AS A SPARE!



Replacement Inserts



6-Way	
Part No.	Description
15-611	For Phillips 6 pin plugs

7-Way	
Part No.	Description
15-711	For standard Phillips pin SAE J560 plugs, black
15-715	For Phillips WEATHER-TITE™ PERMAPLUG™
16-811	For Phillips pin ISO 3731 plug, yellow

- 15-611 fits Phillips 15-610 & 15-630 plugs
- 15-711 fits Phillips 15-710 & 15-730 plugs
- 15-715 fits Phillips 16-730 plugs
- 16-811 fits Phillips 15-830 plug
- Floating brass pins for secure installation in mis-aligned sockets
- Thread sealed screws prevent wire pull-out

WEATHER-TITE™ PERMAPLUG™ Replacement Seal



Part No.	Description
5-750	WEATHER-TITE™ PERMAPLUG™ replacement rubber seal, 2/bag

- Thick rubberized sealing component for WEATHER-TITE™ PERMAPLUG™
- Three individual wiper rings
- Blocks all contaminants from entering the electrical system, creating a corrosion free connection
- Easily replaceable

7-Way Blade Type Connector



Part No.	Description
16-713	7-way blade type

- Light-duty truck & RV connections
- Non-corrosive housing
- Large finger grips for easy coupling/uncoupling
- Brass contacts for superior conductivity
- Use with 16-714 socket

6 & 4-Way Connectors



6-Way	
Part No.	Description
15-610	6-way
15-630	6-way plug with cable guard

4-Way	
Part No.	Description
15-410	4-way
15-430	4-way plug with cable guard

- Heavy-duty, reinforced zinc die-cast housing
- Brass terminations for superior conductivity
- Rugged finger grips for easy coupling/uncoupling
- 15-611 replacement insert fits Phillips 15-610 & 15-630 plugs

4-Way Flat Connectors

Vehicle Side	
Part No.	Description
15-413	48" flat, three female pins and one male
15-414	60" flat, three female pins and one male

Trailer Side	
Part No.	Description
15-415	12" flat, three male pins and one female
15-416	48" flat, three male pins and one female

- Common connection for light-duty towing
- Universal pin size and configuration
- Molded connections for durability
- 18 ga. bonded wire
- Meets SAE J1239



LIFTGATE CHARGING PLUGS

- For liftgate applications utilizing a trailer battery pack
- Heavy-duty, reinforced zinc die-cast housing
- 100 amp capacity

Ground Return System	
Part No.	Description
15-336	Dual pole plug

- Provides separate power and ground connections
- Accepts 4 gauge wire only
- Separate ground pin for ground return systems
- Battery terminal crimp is required for assembly



Dual Pole

Chassis Ground System	
Part No.	Description
15-335	Single pole plug

- Universal single pole plug
- Industry-standard plug
- Lug for 4 gauge cable included
- Installs with standard lug crimp tool (crimp code gray)
- Mates with 15-320 socket



Single Pole

Single Conductor Breakaway

Chassis Ground System	
Part No.	Description
15-800	Black socket
15-801	Red socket
15-805	Black plug
15-806	Red plug

- Ideal for dumptruck applications
- Breakaway plug/socket
- 10 ga. to 6 ga.
- 50 amp



STA-DRY® SOCKETS



- Inner cavity sealed to prevent contaminants from passing to wire harness
- Non-corrosive housing
- Resists magnesium chloride, salt, oil, grease and fuels
- Extended front barrel for additional cable support
- Slanted 5° for moisture drain
- Unbreakable housing and lid
- Stainless steel hinge pin and spring
- Elongated holes for mounting adaptability
- Meets SAE J560 specifications
- All part numbers below have split brass pins
- For solid pin sockets, please contact customer service

Wire Insertion



Part No.	Description
16-720	2-hole, wire insertion, split pin
16-720B	16-720, individually bagged
16-7202	2-hole, wire insertion, solid pin

- Thread sealed screws prevent wire pull-out
- For added protection against moisture, use socket boot P/N 15-740


Ring & Bullet Termination



Part No.	Description
16-722	2-hole, ring termination, split pin
16-724	2-hole, bullet termination, split pin
16-725	3-hole, bullet termination, split pin
16-7222	2-hole, ring termination, solid pin
16-7242	2-hole, bullet termination, solid pin

- 16-722 and 16-7222 accept #8 ring terminals
- 16-724, 16-725 and 16-7242 accept .180 bullets
- 16-724 and 167242 recommended for use with Phillips QCS2®

ISO



Part No.	Description
16-822	2-hole, ring termination, ISO socket

- For ISO/auxiliary applications
- Meets ISO 3731 specifications
- Female ground pin
- Use #8 ring terminals

Straight QCS₂® Harness



QCS ₂ ® (Quick-Change Socket)	
Part No.	Description
16-7403	Straight back, 48" blunt-cut cable, includes socket

Replacement Socket	
Part No.	Description
16-724	2-hole, bullet termination, recommended for use with Phillips QCS ₂ ®

- Significantly reduces socket replacement time, lowering maintenance costs
- Molded housing includes integrated flange to seal out moisture and corrosion
- For use with standard ABS wiring system
- **Standard on most OEM trucks**
- 6 o'clock position available

Straight QCS® Harness

QCS® (Quick-Change Socket)	
Part No.	Description
16-7401	Straight back, 48" blunt-cut cable, includes socket
16-7421	6 o'clock, 48" blunt-cut cable, includes socket

Replacement Socket	
Part No.	Description
16-726	2-hole, bullet with locking clip for Phillips QCS®

- Significantly reduces socket replacement time
- For use with standard ABS wiring systems
- For use with most OEM configurations
- 3 o'clock and 12 o'clock positions available



ISO QCS® Harness

ISO QCS® (Quick-Change Socket)	
Part No.	Description
16-7402	Straight back, 48" blunt-cut cable, includes ISO socket
16-7422	6 o'clock, 48" blunt-cut cable, includes ISO socket

Replacement Socket	
Part No.	Description
16-826	2-hole, bullet termination with locking clip, female ground pin, recommended for Phillips ISO QCS® only

- For ISO/auxiliary applications
- Meets ISO 3731 specifications
- Uses female ground pin
- 3 o'clock, 9 o'clock and 12 o'clock positions available



QCS₂® Extension Cable

Part No.	Description
16-74036	36" QCS ₂ ® straight LECTRAFLEX™ extension cable with QCMS ₂ ™

- Provides a 36" extension for your QCS₂® as needed for applications such as bulkhead racks
- For use with standard ABS wiring system
- The LECTRAFLEX™ cable jacketing is chemical and abrasion resistant and flexible from -82°F to 195°F (-63°C to 91°C)

QCMS₂™

- A tight STA-DRY® seal locks out road contaminants, completely stopping the devastating effects of corrosion
- Plugs directly into the QCS® or QCS₂® boot, replacing the need for a socket
- Bolts to QCS® or QCS₂® boot creating a built in theft deterrent and is rarely removed further reducing the possibility of contaminants entering the electrical system

QCS₂® Boot

- Works with QCS₂® socket or QCMS₂™ electrical cable
- Molded housing includes integrated flange to seal out moisture and corrosion



ZINC DIE-CAST SOCKETS

7-Way Sockets



Part No.	Description
15-720	2-hole, wire insertion split pin
15-720B	15-720, individually bagged
15-721	2-hole, wire insertion, solid pin
15-722	3-hole, wire insertion, split pin
15-724	Replacement insert for 15-720, 15-722, split pin
15-796	Replacement lid kit

- Heavy-duty, reinforced zinc die-cast housing
- Thread sealed screws prevent wire pull-out
- Elongated holes for mounting adaptability
- Stainless steel hinge pin and spring
- Full-opening lid
- Reduce exposure to contaminants & moisture, use socket boot P/N 15-740

6 & 4-Way Sockets



15-600



15-400

6 Conductor	
Part No.	Description
15-600	6-way, wire insertion, split pin

4 Conductor	
Part No.	Description
15-400	4-way, wire insertion, split pin

- Heavy-duty, zinc die-cast housing for durability
- Elongated holes for mounting adaptability
- Stainless steel hinge pin and spring for long life
- Full-opening lid
- Reduce exposure to contaminants & moisture, use socket boot P/N 15-640

7-WAY BLADE TYPE

7-Way Blade Type Socket



Part No.	Description
16-714	7-way blade socket

- Light-duty truck & RV OEM connections
- Non-corrosive housing for long life
- Brass terminations for superior conductivity
- Mates with 16-713 plug

LIFTGATE CHARGING SOCKETS

- For liftgate applications utilizing a trailer battery pack
- Stainless steel hinge pin and spring for long life
- 100 amp capacity
- Zinc die-cast housing

CHARGE-BOX™



Part No.	Description
16-77712	STA-DRY® nosebox with single and dual pole socket

SOCKET

- Zinc die-cast housing for durability
- Solid brass pins
- Elongated holes for mounting adaptability
- Stainless steel hinge pin and spring for long life

STA-DRY® NOSEBOX

- Non-corrosive, nylon housing
- Impact resistant
- Steel reinforced mounting collars

Part No.	Description	
16-77526	STA-DRY® nosebox with dual pole socket	NEW
15-77526	Zinc die-cast nosebox with dual pole socket	NEW

DUAL POLE NOSEBOX



STA-DRY® HOUSING

- STA-DRY® nosebox housing is non-corrosive and impact resistant
- Steel reinforced mounting collars
- Zinc die-cast socket for durability
- Solid brass pins
- 100 amp capacity, circuit breaker not included
- Assembly includes gasket and grommet

ZINC-DIE CAST HOUSING

- Zinc die-cast nosebox housing and socket for durability
- Solid brass pins
- 100 amp capacity, circuit breaker not included
- Assembly includes gasket and grommet

Part No.	Description
15-326	Dual pole socket

Dual Pole Socket

- Zinc die-cast housing for durability
- Solid brass pins
- Elongated holes for mounting adaptability
- Stainless steel hinge pin and spring for long life
- 1/4" stud size for lugs
- Mates with 15-336 dual pole plug



Part No.	Description
15-320	Single pole socket

Single Pole Socket

- Zinc die-cast housing for durability
- Solid brass pins
- Elongated holes for mounting adaptability
- Stainless steel hinge pin and spring for long life
- Mates with 15-335 single pole plug
- For use with 4 ga., 5/16" copper lug



SOCKET ACCESSORIES

Foam Socket Seal



Part No.	Description
15-795	Corrosion prevention gaskets, 2/bag
15-7955	Corrosion prevention gaskets, 50/bag
80-795	Corrosion prevention gaskets, 200 count, display bucket

- Insert foam seal into base of socket to help stop corrosion
- Easy and inexpensive way to slow the devastating effects of corrosion

Lid Replacement Kits



Part No.	Description
15-796	Zinc Die-Cast - for socket and socketbreaker housing
16-797	Black - for ISO 3731 housings
16-798	Gray - for socketbreaker housings
16-799	Black - for socket housings


- Includes lid, stainless steel hinge pin and spring
- 16-797, 16-798 & 16-799 are for use with STA-DRY® sockets

Socket Boot



Part No.	Description
15-640	Fits 15-400 & 15-600
15-740	Fits 15-320, 15-720, 15-721, 15-722, 16-720, 16-721, 16-722, 16-822


Replacement Gasket



Part No.	Description
15-798	2-hole mount socket mounting gasket
15-799	3-hole mount socket mounting gasket

- Replaceable closed cell sponge gaskets for sockets

Mounting Bracket



Part No.	Description
15-788	Fits all 7-way sockets 15-720, 15-721, 15-722, 15-326 & 15-320
63-2724	Fits RV 7-way blade type 16-714

15-788

STA-DRY® TRAILER WIRE MANAGEMENT



ELECTRICAL CONNECTORS

STA-DRY® S7™

Part No.	Description
16-9500	Without junction box
16-9510	Nosebox without circuit breakers
16-9520	Nosebox with 20 amp circuit breakers
16-9530	Nosebox with 30 amp circuit breakers

- Socket swivels 80° side to side (40° each way), following the tractor
- Automatic disconnect feature eliminates damage to all components
- Features our award-winning QCS2® (Quick-Change Socket), for fast and easy socket replacement
- Over 50% more interior room keeps trailer wires organized and pinch-free
- Quick-change 20 amp (P/N 53-120) and 30 amp (P/N 53-130) circuit breakers available
- Durable weather-resistant housing
- Interior wiring sealed against corrosion, chemicals and extreme weather
- U.S. patent pending
- NOW AVAILABLE WITH PERMALOGIC™



The industry's ONLY swivel socket designed to completely eliminate pull-away damage!



Top 20 Products of 2013!


SEE THE S7™ IN ACTION!

Scan the QR code with any free QR reader smart phone app!
Or go to www.phillipsind.com

STA-DRY® S7™ SYSTEM

Part No.	Description
16-95140	Nosebox without circuit breakers, anodized swinger gladhands, galvanized mounting plate
16-95240	Nosebox with 20 amp circuit breakers, anodized swinger gladhands, galvanized mounting plate
16-95340	Nosebox with 30 amp circuit breakers, anodized swinger gladhands, galvanized mounting plate

- S7™ socket swivels 80° side to side (40° each way)
- Gladhand swivels 180° without kinking air line!
- The automatic disconnect feature eliminates damage to all components
- All components offer superior corrosion protection
- Mounting plate measures 11" x 21" and comes with pre-drilled trailer mounting holes (Part Number 15-7895)
- Trailer mounting area needed to accommodate entire S7 System: Approximately 12 1/4" x 24"
- NOW AVAILABLE WITH PERMALOGIC™ (See pages 131 & 132)



STA-DRY® S7™ SYSTEM MOUNTING PLATE



Part No.	Description
15-7895	Hot dipped galvanized mounting plate

- Hot dipped for extra corrosion protection
- Pre-drilled mounting holes for STA-DRY® S7™ and gladhands
- Pre-drilled trailer mounting holes
- Measure 11" x 21"

STA-DRY® S7™ REPLACEMENT LID



Part No.	Description
16-9515	STA-DRY® S7™ Replacement Lid

- Made of STA-DRY® non corrosive material
- Includes rubber gasket for weather-proofing
- Available for the standard S7™
(Replacement lid not available for the S7™ with PERMALOGIC™)

STA-DRY® S7™ QCS2® REPLACEMENT KIT WITH RING TERMINALS



Part No.	Description
16-7890	S7™ QCS2® (Quick-Change Socket) Replacement Kit, with ring terminals, for junction box with circuit breakers
16-7891	S7™ QCS2® (Quick-Change Socket) Replacement Kit, with ring terminals, for junction box without circuit breakers

- Significantly reduces socket replacement time,
- lowering maintenance costs
- Molded housing includes integrated flange to seal
- out moisture and corrosion
- For use with standard ABS wiring systems
- Includes QCS® Socket (P/N: 16-742) with split pins
- Standard #10 ring terminals for easy mounting to studs
- 16-7890 Compatible with S7™ PERMALOGIC™ products

STA-DRY® S7™ QCS2® REPLACEMENT KIT WITH SLIM-7™

Part No.	Description
16-795	S7™ QCS2® (Quick-Change Socket) Replacement Kit, with SLIM-7™, for swivel socket without junction box

- Significantly reduces socket replacement time,
- lowering maintenance costs
- Molded housing includes integrated flange to seal out moisture and corrosion
- For use with standard ABS wiring systems
- Includes QCS® Socket (P/N: 16-742) with split pins
- Molded SLIM-7™ female harness connector




QBOX™

Part No.	Description
16-8510	Without circuit breakers
16-8511	With 15 amp circuit breakers
16-8512	With 20 amp circuit breakers
16-8513	With 30 amp circuit breakers

- Features our award-winning QCS2® (Quick-Change Socket), for fast and easy socket replacement
- Over 50% more interior room keeps trailer wires organized and pinch-free
- Quick-change 15 amp (P/N 53-115), 20 amp (P/N 53-120) and 30 amp (P/N 53-130) circuit breakers available
- Durable, weather-resistant housing
- Interior wiring sealed against corrosion, chemicals and extreme weather
- U.S. patent pending




i-BOX™



Part No.	Description
16-7800	Without circuit breakers
16-7801	With 15 amp circuit breakers
16-7802	With 20 amp circuit breakers
16-7803	With 30 amp circuit breakers
16-7811	With 15 amp circuit breakers and PERMALOGIC™
16-7812	With 20 amp circuit breakers and PERMALOGIC™
16-7812TC	With 20 amp circuit breakers and PERMALOGIC™ TC
16-7813	With 30 amp circuit breakers and PERMALOGIC™
16-7821	With 15 amp circuit breakers and 1 USB memory slot
16-7822	With 20 amp circuit breakers and 1 USB memory slot
16-7823	With 30 amp circuit breakers and 1 USB memory slot
16-7831	With 15 amp circuit breakers, PERMALOGIC™ and 1 USB memory slot
16-7832	With 20 amp circuit breakers, PERMALOGIC™ and 1 USB memory slot
16-7833	With 30 amp circuit breakers, PERMALOGIC™ and 1 USB memory slot

PERMALOGIC™ & PERMALOGIC™ TC

(optional feature)



- Features our award-winning QCS2® (Quick-Change Socket), for fast and easy socket replacement
- Over 2/3 more working room than traditional noseboxes
- Quick-change 15 amp (P/N 53-115), 20 amp (P/N 53-120) and 30 amp (P/N 53-130) circuit breakers available
- Large ground for more consistent power to the trailer
- Durable, weather-resistant housing
- Hinged lid with weather-proof gasket for easy access and convenience
- U.S. Patent No. D589,456

Optional Features:

- Our award-winning PERMALOGIC™ Trailer Dome Lamp Controller
- USB memory stick to store important trailer schematics, bills of material maintenance documents, etc.
- QCS2® (Quick-Change Socket) available with solid or split pins

STA-DRY® SOCKETBREAKERS



- Sealed to prevent contaminants from passing to wire harness
- Non-corrosive housing
- Stainless steel hinge pin and spring for long life
- Quick-change circuit breakers can be replaced in 30 seconds
- Raised interior ribs for moisture exit
- Includes neoprene closed cell sponge mounting gaskets
- Full-opening lid

7-Way Socketbreakers

Part No.	Description
16-760	Without circuit breakers, split pins
16-761	With 15 amp circuit breakers, split pins
16-762	With 20 amp circuit breakers, split pins
16-763	With 30 amp circuit breakers, split pins

- Allows up to 5 ground circuits



Quick-change circuit breakers

7-Way Socketbreakers with 28 Pin Rear

Part No.	Description
16-7602-28	28-pin, solid pins, without circuit breakers
16-7612-28	28-pin, solid pins, 15 amp circuit breakers
16-7622-28	28-pin, solid pins, 20 amp circuit breakers
16-7632-28	28-pin, solid pins, 30 amp circuit breakers
16-7709-28	28-pin, single nosebox*, split pins, without circuit breakers
16-7719-28	28-pin, single nosebox*, split pins, 15 amp circuit breakers
16-7729-28	28-pin, single nosebox*, split pins, 20 amp circuit breakers
16-7739-28	28-pin, single nosebox*, split pins, 30 amp circuit breakers
16-77029-28	28-pin, single nosebox*, solid pins, without circuit breakers
16-77229-28	28-pin, single nosebox*, solid pins, 20 amp circuit breakers
16-77329-28	28-pin, single nosebox*, solid pins, 30 amp circuit breakers



- Allows up to 4 connections on 1 circuit
- Accepts .180 bullet terminals

* Includes 3 1/2" deep nosebox (16-775)

ISO Socketbreakers

Part No.	Description
16-860	Without circuit breakers, solid pins with female ground pin
16-861	With 15 amp circuit breakers, solid pins with female ground pin
16-862	With 20 amp circuit breakers, solid pins with female ground pin
16-863	With 30 amp circuit breakers, solid pins with female ground pin

- When 7 circuits are not enough
- Reverse ground pin ensures the correct cable is connected
- For ISO/auxiliary applications
- Meets ISO 3731 specifications
- Allows up to 5 ground circuits
- For use with yellow-jacket cables



Quick-change circuit breakers

STA-DRY® ZINC DIE-CAST SOCKETBREAKERS

- Meets SAE J560 specifications
- Stainless steel hinge pin and spring
- Full-opening lid
- STA-DRY® feature seals to prevent moisture & contaminants from entering the harness system

- Raised interior ribs for moisture exit
- Includes neoprene closed cell sponge mounting gaskets
- Quick-change circuit breakers can be replaced in 30 seconds



7-Way Low Profile




Quick-change circuit breakers

Part No.	Description
15-750	Without circuit breakers, split pin
15-751	With 15 amp circuit breakers, split pin
15-752	With 20 amp circuit breakers, split pin
15-753	With 30 amp circuit breakers, split pin

- For container chassis, piggy-back and intermodal trailers where flush applications are required
- Circuit breaker designed to be serviced in 30 seconds
- Allows up to 5 ground circuits

7-Way Extended Barrel



Quick-change circuit breakers

Part No.	Description
15-760	Without circuit breakers, split pin
15-761	With 15 amp circuit breakers, split pin
15-762	With 20 amp circuit breakers, split pin
15-763	With 30 amp circuit breakers, split pin

- Designed to support ABS cable weight
- Circuit breaker designed to be serviced in 30 seconds
- Allows up to 5 ground circuits

7-Way Socketbreaker with Nosebox



- 1 7/8" or 3 1/8" deep zinc die-cast nosebox
- Fits standard mounting holes
- Includes mounting hardware for socketbreaker to nosebox

Nosebox - 1 7/8" Deep	
Part No.	Description
15-7609	Without circuit breakers, split pin
15-76029	Without circuit breakers, solid pin
15-7619	With 15 amp circuit breakers, split pin
15-7629	With 20 amp circuit breakers, split pin
15-7639	With 30 amp circuit breakers, split pin

Nosebox - 3 1/8" Deep	
Part No.	Description
15-78029	Without circuit breakers, solid pin
15-7809	Without circuit breakers, split pin
15-7819	With 15 amp circuit breakers, split pin
15-78229	With 20 amp circuit breakers, solid pin
15-7829	With 20 amp circuit breakers, split pin
15-7839	With 30 amp circuit breakers, split pin

NOSEBOXES, ACCESSORIES, & FUSES

STA-DRY® Nosebox

Part No.	Description
16-775	Single cavity nosebox kit, 3 1/2" deep with gasket
16-777	Dual cavity nosebox kit, 3 1/2" deep with backplate
16-779	Single cavity nosebox kit, 2 1/2" deep with backplate

- Non-corrosive, nylon housing
- For use with 15 series or 16 series socketbreakers
- Impact-resistant
- Steel reinforced mounting collars
- Kit includes grommet and socketbreaker mounting hardware



Zinc Die-Cast Nosebox

Part No.	Description
15-775	Zinc die-cast nosebox kit

- 55% more interior space than the 15-769
- Larger interior space allows for easier access & maintenance
- 3 1/8" deep
- Fits 15 series and 16 series socketbreakers
- Standard hole pattern
- Kit includes gasket, grommet and socketbreaker mounting hardware
- Does not include nosebox mounting hardware



Zinc Die-Cast Nosebox Kit

Part No.	Description
15-769	Zinc die-cast nosebox kit

- 1 7/8" deep
- For use with 15 series or 16 series socketbreakers
- Kit includes gasket, grommet and socketbreaker mounting hardware
- Does not include nosebox mounting hardware



Adapter Plate

Part No.	Description
15-770	Adapter, powder-coated, 10 ga. steel

- Allows standard socket to mate with a nosebox
- Can be used on single and dual noseboxes



Replacement Face Plates



Part No.	Description
15-755	Low profile face plate for 15-750, 15-751, 15-752, 15-753
15-773	Extended barrel face plate for 15-760, 15-761, 15-762, 15-763

- Zinc die-cast
- Stainless steel hinge pin and spring

Replacement Gaskets & Grommets



15-765



15-766



15-767

Part No.	Description
15-765	D-shaped grommet for junction box (15-769 & 15-961)
15-766	Socketbreaker mounting gasket
15-767	Nosebox mounting gasket

- Closed cell sponge gaskets

Replacement Circuit Breakers



Part No.	Description
53-115	15 amp
53-120	20 amp
53-130	30 amp

- Longer "hot" leg for correct and easy installation
- SAE snap-in type, includes nuts and washers
- Copper leg mounts to copper strip in socketbreaker
- Meets SAE J553 standard

High Capacity Circuit Breakers



Part No.	Description
53-515	150 amp
53-520	200 amp

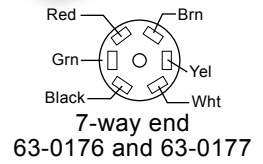
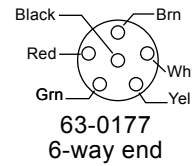
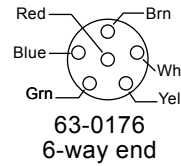
- Water resistant
- Panel or surface mounted
- Made of thermoset plastic
- Rated to 30 VDC, 3000 amp interrupt capacity
- Complies with SAE J1625
- Includes terminal covers

TRAILER ADAPTERS

- For light-duty and RV trailer applications
- Indestructible molded PVC
- High impact resistance

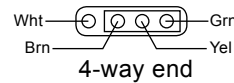
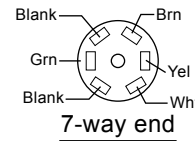
7-Way Blade to 6-Way Round Adapter

Part No.	Description
63-0176	7-way blade to 6-way round adapter, with center auxiliary pin
63-0177	7-way blade to 6-way round adapter, with center brake pin



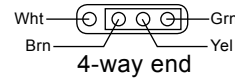
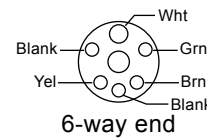
7-Way Blade to 4-Way Flat Adapter

Part No.	Description
63-0174	7-way blade to 4-way flat adapter



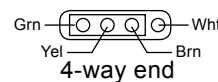
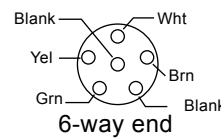
7-Way Round to 4-Way Flat Adapter

Part No.	Description
63-0074	7-way round to 4-way flat adapter



6-Way Round to 4-Way Flat Adapter

Part No.	Description
63-0064	6-way round to 4-way flat adapter



JUNCTION BOXES


Junction Box



Part No.	Description
15-960	Black junction box
15-961	CLEAR-VU™ grey junction box

- Larger junction box accepts ABS cable and additional wiring
- Ring termination
- Pass-through grommets accommodate up to .80 O.D. cable
- Seven #10 stud posts
- Hole pattern is 7.37" center to center

Quick-Connect Junction Box



Part No.	Description
15-860	10" pigtail with Packard plus 4-way flat connectors
15-861	10" pigtail with Packard connector
15-865	Replacement lid & pin

- Easily adaptable to most trailer wiring systems
- Perfect for rental vehicles

HEAVY-DUTY LIFTGATE SOLENOIDS

Intermittent Duty



Part No.	Volt	Amps	Inrush Amps
54-130	12 VDC	80	200

- Intermittent duty, 10 seconds on/60 seconds off
- Chassis ground
- For liftgate applications

Continuous Duty




Part No.	Volt	Amps	Inrush Amps
54-140	12 VDC	80	200

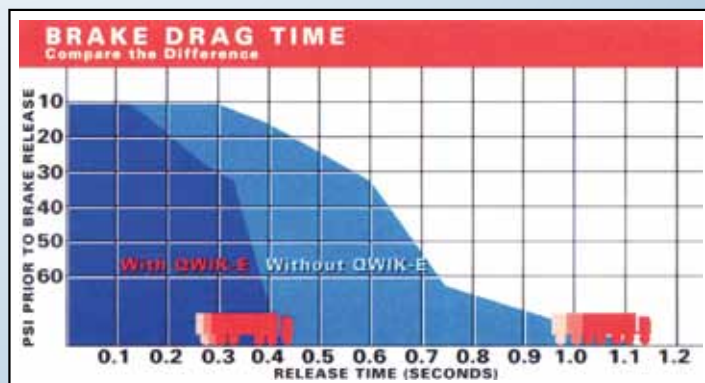
- Continuous duty
- External ground
- For liftgate applications

AIR CONNECTORS

QWIK-E® GLADHAND



Trailer brakes are released up to 50% faster than with conventional methods!



QWIK-E® GLADHANDS

- Trailer brakes are released up to 50% faster than with conventional methods
- Quick-release valve and gladhand combined
- Reduces tire flat spots
- Anodized housing for corrosion protection
- For use with ABS and non-ABS brake systems
- By reducing brake lining and drum wear, thousands of dollars are saved over the life of the trailer
- Improves response time of brake release - drivers love it!
- Standard equipment on most OEM trailers
- Meets SAE J318 specifications

QWIK-E® Gladhands



12-206



12-236

Straight Mount	
Part No.	Description
12-206	1/2" female pipe thread without filter screen
12-2061	1/2" female pipe thread with filter screen
12-206B	12-206, individually bagged

- For use on trailers only

Trailer Mount	
Part No.	Description
12-236	3/8" female pipe thread bottom port
12-2361	3/8" female pipe thread bottom port with filter screen
12-23617	3/8" female pipe thread rear port with filter screen
12-2367	3/8" female pipe thread rear port
12-236B	12-236, individually bagged

- For use on trailers only

QWIK-E® Service Kit



Part No.	Description
12-226	Repair service kit

- Kit includes breather valve, polyurethane seal, snap ring and gasket

Quick Exhaust Valve



Part No.	Description
12-810	Trailer side
12-811	Tractor side

- Provides quick exhaust of trailer's service air brake pressure (if installed on the service gladhand trailer)
- Speeds up the application of trailer's parking brakes (if installed on the tractor service gladhand)
- Zinc die-cast

Quick Release Valve



Part No.	Description
12-800	3/8"x 3/8" x 3/8"
12-801	1/2" x 3/8" x 3/8"

- Aluminum die-cast housing for corrosion resistance
- 150 psi maximum
- Crack pressure 0.5 psi


STANDARD GLADHANDS

- Wrap-around connector plate provides additional strength
- Powder-coated connector plate for corrosion resistance
- Zinc-coated detent plates
- E-coated screws for corrosion protection
- Meets SAE J318 specifications
- Stainless steel detent plates and connector plates available, please contact customer service
- Service and emergency keyed to prevent cross coupling

Straight Mount

Part No.	Description
12-006	Service, blue, 1/2" female pipe thread
12-0061	Service, blue, with filter screen, 1/2" female pipe thread
12-006B	Service, blue, individually bagged, 1/2" female pipe thread
12-008	Emergency, red, 1/2" female pipe thread
12-0081	Emergency, red, with filter screen, 1/2" female pipe thread
12-008B	Emergency, red, individually bagged, 1/2" female pipe thread
12-010	Universal, 1/2" female pipe thread
12-010B	Universal, individually bagged, 1/2" female pipe thread

- For use on air coil, tractor & trailer



Trailer Mount (38°)

Part No.	Description
12-136	Service, blue, bottom port, 3/8" female pipe thread
12-1361	Service, blue with filter screen, bottom port, 3/8" female pipe thread
12-13617	Service, blue, with filter screen, rear port, 3/8" female pipe thread
12-138	Emergency, red, bottom port, 3/8" female pipe thread
12-1381	Emergency, red, with filter screen, bottom port, 3/8" female pipe thread
12-13817	Emergency, red, with filter screen, rear port, 3/8" female pipe thread


- For use on trailer



Cast Iron

Part No.	Description
12-406	Service, blue polyurethane seal, 1/2" female pipe thread
12-408	Emergency, red polyurethane seal, 1/2" female pipe thread
12-410	Universal, black polyurethane seal, 1/2" female pipe thread
12-41010	Universal, black polyurethane seal with dust flaps & screen, 1/2" female pipe thread

- Cast iron for durability
- Integrated connector plate
- Spring-loaded ball lock
- Polyurethane seal
- Meets SAE J318 specifications



CORROSION-RESISTANT GLADHANDS

- Anodized for increased protection against magnesium chloride, road salts and chemicals
- Designed for highly corrosive operating conditions
- Wrap-around connector plate provides additional strength
- Powder-coated connector plate for corrosion protection
- Zinc-coated detent plates
- Meets SAE J318 specifications
- Stainless steel detent plates and connector plates available, please contact customer service
- Service and emergency keyed to prevent cross coupling



12-00623



12-00823

Straight Mount	
Part No.	Description
12-00623	Service, blue, anodized, 1/2" female pipe thread
12-00823	Emergency, red, anodized, 1/2" female pipe thread

- For use on air coil, tractor & trailer



12-13623



12-13823

Trailer Mount	
Part No.	Description
12-13623	Service, bottom port, blue, anodized, 3/8" female pipe thread
12-13823	Emergency, bottom port, red, anodized, 3/8" female pipe thread

SPECIALTY GLADHANDS

STA-LOCK™ Gladhands



Part No.	Description
12-340	Universal, 1/2" female pipe thread
12-346	Service, blue, 1/2" female pipe thread
12-348	Emergency, red, 1/2" female pipe thread

- Durable cast iron connector plate
- Aluminum body to save weight
- Stainless steel ball-bearing provides a positive lock for gladhand mating
- Service and emergency keyed to prevent cross coupling
- Meets SAE J318

LATCH-IT™ Gladhands



Part No.	Description
12-1119	Universal, 1/2" female pipe thread
12-1169	Service, blue, 1/2" female pipe thread
12-1189	Emergency, red, 1/2" female pipe thread

- **HELPS PREVENT ACCIDENTAL GLADHAND DISCONNECTIONS**
- Patented latch provides a positive lock
- Easy-grip feature ensures fast coupling/uncoupling, even w/ gloves
- Powder-coated for easy identification
- Stainless steel connector plate & spring for longevity
- Polyurethane seal
- Meets SAE J318 specifications
- Service and emergency keyed to prevent cross coupling

Swinger Gladhands



Part No.	Description
12-4506	45° with service gladhand, blue, 3/8" female pipe thread, bottom
12-4508	45° with emergency gladhand, 3/8" female pipe thread, bottom
12-450623	45° with anodized service gladhand, blue, 3/8" female pipe thread, bottom
12-450823	45° with anodized emergency gladhand, red, 3/8" female pipe thread, bottom
12-4546	45° with cast iron service gladhand, blue, 3/8" female pipe thread, bottom
12-4548	45° with cast iron emergency gladhand, red, 3/8" female pipe thread, bottom
12-4526	45° with QWIK-E® gladhand, blue, 3/8" female pipe thread, bottom

- GLADHAND SWIVELS 180° WITHOUT KINKING AIR LINE!
- When not in use, gladhand is automatically returned to seal, protecting the air lines
- Designed for intermodal and piggy-back trailers where straight or angled gladhands are exposed to damage
- Anodized for increased protection against magnesium chloride, road salt and chemicals
- Inner seal prevents dirt and insects from entering the air brake system
- Stainless steel return spring for long life

STA-LOCK™ Cast Iron Swinger Gladhands

Part No.	Description
12-4906	90° with service gladhand, 3/8" female pipe thread, bottom
12-4908	90° with emergency gladhand, 3/8" female pipe thread, bottom

- GLADHAND SWIVELS 180° WITHOUT KINKING AIR LINE!
- Stainless steel ball-bearing provides a positive lock for gladhand mating
- Cast iron for durability
- Stainless steel return spring for long life
- When not in use, gladhand is automatically returned to seal, protecting the air system
- Designed for intermodal and piggy-back trailers where straight or angled gladhands are exposed to damage
- Meets SAE J318



12-4906



12-4908



Shut-Off Gladhands

Bulkhead Mount	
Part No.	Description
12-306	Service, blue, 3/8" female pipe thread
12-308	Emergency, red, 3/8" female pipe thread



12-306



12-308

Surface Mount	
Part No.	Description
12-336	Service, blue, 3/8" female pipe thread
12-338	Emergency, red, 3/8" female pipe thread



12-336



12-338

- For double trailers
- Comes standard with 12-0167 dust flap poly seal
- Includes bulkhead fitting
- Integrated shut-off valve or arm
- Color-coded connector plate for easy identification
- Meets SAE J318 specifications

Composite Shut-Off Gladhands



Surface Mount	
Part No.	Description
12-316	Service, blue, 3/8" female pipe thread
12-318	Emergency, red, 3/8" female pipe thread

Bulkhead Mount	
Part No.	Description
12-326	Service, blue, 3/8" female pipe thread
12-328	Emergency, red, 3/8" female pipe thread

- For double trailers
- Composite material for increased protection against magnesium chloride, road salts and chemicals
- Integrated shut-off arm to seal air system
- Molded in color for easy identification
- Standard with 12-0167 Dust flap Poly Seal
- Patented (#5,348,043)
- Meets SAE J318

Economy Shut-Off "Dummy" Gladhand



Part No.	Description
12-0100	Aluminum

- Inexpensive way to seal rear gladhands for double trailers
- For double trailers
- Provides air-tight shut-off
- 18" cable with ring terminal

AIR ACCESSORIES

Gladhand Seals




Part No.	Description
12-011	Narrow lip, rubber
12-012	Wide lip, tapered base for easy insertion, rubber
12-012-25	Wide lip, rubber
12-0161	Blue (service), polyurethane
12-0162	Red (emergency), polyurethane
12-0163	Black (universal), polyurethane
12-0164	Retail pack, 2 red, 2 blue, polyurethane
12-0167	With dust flap, gray polyurethane (must be used with filter screen)
80-012	Gladhand seal bucket, 200 count of 12-012
80-0161	Gladhand seal bucket, 200 count of 12-0161
80-0162	Gladhand seal bucket, 200 count of 12-0162
80-0163	Gladhand seal bucket, 200 count of 12-0163
80-0165	Gladhand seal bucket, 100 count of 12-0161 & 100 count of 12-0162
80-0167	Gladhand seal bucket, 200 count of 12-0167

- Fits all industry-standard gladhands

Gladhand Filter Screens

Part No.	Description
12-038	Fits gladhand part numbers 12-006, 12-008, 12-010, 12-136, 12-138
12-039	Fits Qwik-E® gladhand part numbers 12-206, 12-236

- 12-038 meets Ontario, Canada regulations



Coiled Air Gladhand Extensions

Part No.	Description
12-600	Pair (red and blue), clamshell
80-600	Display, includes 9 pairs of 12-600, display rack and header card

- Provides strong leverage for coupling/uncoupling gladhands
- Durable and strong; made of solid machined aluminum
- One-piece body for easy installation
- Bright, corrosion-resistant anodized color coating
- Easy installation - Installs between air coil and gladhand
- Heavy diamond knurl for outstanding grip



Rubber Air Grips

Part No.	Description
12-606	Service, blue
12-608	Emergency, red
12-610	Universal, black

- Color-coded for easy identification
- One-piece body for easier installation
- Can be used on both straight air lines and Phillips POWER GRIP™ coiled air



Air Coil Qwik-Repair Kit

Part No.	Description
12-911	Coiled Air QWIK-REPAIR™ Kit NEW

12-911 Contents


Description	Qty.
Economy nylon air tube cutter (P/N 12-90003)	1
1/2" QWIK-FIT™ straight union composite fitting with o-rings	1
1/2" QWIK-FIT™ brass male fitting with o-rings	1

- For use with 1/2" O.D. air tubing
- Contents will repair (1) one brass fitting on coiled assembly
- Contents makes (1) one repair to damaged portion of coiled assembly
- Easy to install and reduces downtime
- Includes instructions
- Fittings meet SAE and DOT specifications
- Great addition to your Phillips CSA QWIK-FIX™ Kit!



*Repairs made with this kit should be considered as a temporary solution in an emergency situation and are not intended for long terms use. Damaged air coils should be replaced as soon as possible

Rubber Air Hose Replacement Fittings



Part No.	Description	Qty.
12-020	1/2" - pipe thread, fits 3/8" hose	5
12-022	3/8" - pipe thread, fits 3/8" hose	5
12-024	1/4" - pipe thread, fits 3/8" hose	5
12-042	3/8" - pipe thread, fits 1/2" hose	5
12-044	1/2" - pipe thread, fits 1/2" hose	5

- Designed to replace end of rubber air hose
- Includes spring guard

Bulkhead Fittings



Part No.	Clamping Overall Thread Size	Internal Pipe Thread Size	Length
12-804	3/4"	1/4"	2 1/8"
12-806	1"	3/8"	2 1/8"

- Male pipe thread is 1/2" NPT
- For bulkheads up to 1/2" thick

Rubber Hose Ferrule



Part No.	Description	Qty.
12-026	Brass ferrule for 3/8" rubber air hose	5
12-046	Brass ferrule for 1/2" rubber air hose	5

- Replacement ferrule for rubber air hose
- Can be used with 12-020, 12-022, 12-024

Heavy-Duty Drain Valve

Part No.	Description	Qty.
12-820	60" cable with 1/4" pipe thread	5
12-822	60" cable with 3/8" pipe thread	5

- Includes brass valve and cable



Frame Clips

Part No.	Description	Qty.
5-5003	Holds 2-3, 14 ga wires	100
5-5006	Holds 5-6, 14 ga wires	100



Tandem Frame Clip

Part No.	Description	Qty.
5-5007	Frame clip	5


- For wire, air hoses & tubing
- Easy to install, simply slide clip into place (can also be used with rivets or self-tapping screws)
- Secure hose or tubing in place with spring or cable ties



AIR BRAKE TUBING

- Phillips' nylon tubing can save as much as 75% in weight over copper tubing or rubber hose
- Resists road salts, oil, grease, gasoline, diesel fuel and moisture
- Bends easily without deforming
- Operating temperature range -40°F to 200°F


Type A - Single Wall Tubing



Part No.	Description
11-125	1/8" O.D., black, 100' box
11-250	1/4" O.D., black, 100' box
11-260	1/4" O.D., black, 250' box
11-253	1/4" O.D., orange, 100' Box NEW
11-257	1/4" O.D., red, 100' Box NEW
11-258	1/4" O.D., yellow, 100' Box NEW

- Ideal for pneumatic accessories that operate off of the air system
- Meets SAE J844 type "A" specifications
- Operating temperature range -40°F to 200°F

Type B - Reinforced



Part No.	Description
11-261	3/8" O.D., black, 100' box
11-262	3/8" O.D., black, 250' box
11-263	3/8" O.D., black, 500' spool
11-273	3/8" O.D., orange, 100' Box NEW
11-274	3/8" O.D., green, 100' Box NEW
11-276	3/8" O.D., blue, 100' Box NEW
11-277	3/8" O.D., red, 100' Box NEW
11-278	3/8" O.D., yellow, 100' Box NEW
11-264	1/2" O.D., black, 100 box
11-265	1/2" O.D., black, 250' box
11-269	1/2" O.D., black, 500' spool
11-266	1/2" O.D., blue, 100' box
11-267	1/2" O.D., red, 100' box
11-268	1/2" O.D., yellow, 100' Box NEW
11-270	5/8" O.D., black, 100' box
11-271	3/4" O.D., black, 100' box

- Ideal for pneumatic accessories that operate off of the air system
- Meets SAE J844 type "B" specifications
- Operating temperature range -40°F to 200°F

BRASS COMPRESSION FITTINGS

Male Connector

Part No.	Description	Qty.
12-8304	Fits 1/4" tubing, 1/8" pipe thread	10
12-8305	Fits 1/4" tubing, 1/4" pipe thread	10
12-8306	Fits 1/4" tubing, 3/8" pipe thread	10
12-8307	Fits 3/8" tubing, 1/4" pipe thread	10
12-8308	Fits 3/8" tubing, 3/8" pipe thread	10
12-8309	Fits 3/8" tubing, 1/2" pipe thread	10
12-8310	Fits 1/2" tubing, 1/4" pipe thread	10
12-8311	Fits 1/2" tubing, 3/8" pipe thread	10
12-8312	Fits 1/2" tubing, 1/2" pipe thread	10



Male Elbow

Part No.	Description	Qty.
12-8404	Fits 1/4" tubing, 1/8" pipe thread	10
12-8405	Fits 1/4" tubing, 1/4" pipe thread	10
12-8406	Fits 3/8" tubing, 1/4" pipe thread	10
12-8407	Fits 3/8" tubing, 3/8" pipe thread	10
12-8408	Fits 1/2" tubing, 1/4" pipe thread	10
12-8409	Fits 1/2" tubing, 3/8" pipe thread	10
12-8410	Fits 1/2" tubing, 1/2" pipe thread	10
12-8411	Fits 5/8" tubing, 1/2" pipe thread	10



Full Union

Part No.	Description	Qty.
12-8504	Fits 1/4" tubing	10
12-8506	Fits 3/8" tubing	10
12-8508	Fits 1/2" tubing	10
12-8510	Fits 5/8" tubing	10



Tee-Ends

Part No.	Description	Qty.
12-8604	Fits 1/4" tubing	10
12-8606	Fits 3/8" tubing	10
12-8608	Fits 1/2" tubing	10



Nut

Part No.	Description	Qty.
12-8704	Fits 1/4" tubing	10
12-8706	Fits 3/8" tubing	10
12-8708	Fits 1/2" tubing	10
12-8710	Fits 5/8" tubing	10



Sleeve




Part No.	Description	Qty.
12-8804	Fits 1/4" tubing	100
12-8806	Fits 3/8" tubing	100
12-8808	Fits 1/2" tubing	100
12-8810	Fits 5/8" tubing	100

Nylon Tubing Inserts



Part No.	Description	Qty.
12-8904	Fits 1/4" tubing	100
12-8906	Fits 3/8" tubing	100
12-8908	Fits 1/2" tubing	100
12-8910	Fits 5/8" tubing	100

QWIK-FIT™ Push-to-Connect Composite Air Fittings



Today's OEM's are turning to composite fittings over brass to save both weight and labor. In fact, a tractor equipped with Phillips QWIK-FIT™ composite fittings can typically save 5-7lbs and can be installed up to 42% faster over brass! With the durability of brass and the savings on weight and labor, the Phillips QWIK-FIT™ composite fittings are ideal for OEM's as well as all other quick air line repairs.

24% - 33% lighter than brass and saves up to 42% in labor costs!!

WARNING

- Phillips QWIK-FIT™ push-to-connect composite fittings are designed only for use in applications where air is utilized as an operating fluid
- Fittings must be used in accordance with manufacturer and industry specifications
- Phillips QWIK-FIT™ push-to-connect composite fittings are not intended for use in environments exceeding 145 psi or 140°F
- The Department of Transportation FMVSS 49CFR571-106 prohibits the use of this type of fitting for connections between towed and towing vehicles or between a driveshaft and chassis
- Using Phillips QWIK-FIT™ fittings in a manner inconsistent with manufacturer specifications may result in serious injury or property damage

Bulkhead Union



Part No.	Tube Size	Qty.
12-90044	1/4"	10
12-90066	3/8"	10
12-90088	1/2"	5
12-90010	5/8"	5

Union Elbow

Part No.	Tube Size	Qty.
12-91022*	1/8"	10
12-91033*	3/16"	10
12-91044	1/4"	10
12-91055*	5/16"	10
12-91066	3/8"	10
12-91088	1/2"	5
12-911010	5/8"	5



Female Bulkhead Union

Part No.	Tube Size	Pipe Size	Qty.
12-92024*	1/8"	1/4"	10
12-92042	1/4"	1/8"	10
12-92044	1/4"	1/4"	10
12-92054*	5/32"	1/4"	10
12-92064	3/8"	1/4"	10
12-92066	3/8"	3/8"	10
12-92086	1/2"	3/8"	5
12-92088	1/2"	1/2"	5



Female Connector

Part No.	Tube Size	Pipe Size	Qty.
12-88042	1/4"	1/8"	10
12-88044	1/4"	1/4"	10
12-88064	3/8"	1/4"	10
12-88066	3/8"	3/8"	10



Male Connector

Part No.	Tube Size	Pipe Size	Qty.
12-93022*	1/8"	1/8"	10
12-93024*	1/8"	1/4"	10
12-93032*	3/16"	1/8"	10
12-93042	1/4"	1/8"	10
12-93044	1/4"	1/4"	10
12-93046	1/4"	3/8"	10
12-93052*	5/32"	1/8"	10
12-93054*	5/32"	1/4"	10
12-93062	3/8"	1/8"	10
12-93064	3/8"	1/4"	10
12-93066	3/8"	3/8"	10
12-93068	3/8"	1/2"	10
12-93084	1/2"	1/4"	5
12-93086	1/2"	3/8"	5
12-93088	1/2"	1/2"	5
12-93106	5/8"	3/8"	5
12-93108	5/8"	1/2"	5
12-93126	3/4"	3/8"	5
12-93128	3/4"	1/2"	5



**Pre-applied
thread sealant
allows for quicker
installation!**

*Does not Meet DOT or SAE specifications for air brake applications. Color of fittings differs from those that meet DOT & SAE specifications. NON DOT & SAE fittings are grey and orange in color.

Male Elbow (Swivel) **



Part No.	Tube Size	Pipe Size	Qty.
12-94022*	1/8"	1/8"	10
12-94024*	1/8"	1/4"	10
12-94032*	3/16"	1/8"	10
12-94042	1/4"	1/8"	10
12-94044	1/4"	1/4"	10
12-94046	1/4"	3/8"	10
12-94052*	5/32"	1/8"	10
12-94064	3/8"	1/4"	10
12-94066	3/8"	3/8"	10
12-94068	3/8"	1/2"	10
12-94084	1/2"	1/4"	5
12-94086	1/2"	3/8"	5
12-94088	1/2"	1/2"	5
12-94106	5/8"	3/8"	5
12-94108	5/8"	1/2"	5
12-94128	3/4"	1/2"	5
12-941012	5/8"	3/4"	5

Straight Union



Part No.	Tube Size	Qty.
12-95022*	1/8"	10
12-95033*	3/16"	10
12-95044	1/4"	10
12-95055*	5/32"	10
12-95066	3/8"	10
12-95088	1/2"	5
12-951010	5/8"	5

Union Tee



Part No.	Tube Size	Qty.
12-96222*	1/8"	10
12-96444	1/4"	10
12-96555*	5/32"	10
12-96666	3/8"	10
12-96888	1/2"	5
12-961010	5/8"	5

*Does not Meet DOT or SAE specifications for air brake applications. Color of fittings differs from those that meet DOT & SAE specifications. NON DOT & SAE fittings are grey and orange in color.

** Swivel to final position only. Not designed for constant rotation.

Y Union

Part No.	Tube Size	Qty.
12-96044	1/4"	10
12-96055*	5/32"	10
12-96066	3/8"	10



Male Branch Tee (Swivel)**

Part No.	Tube Size	Pipe Size	Qty.
12-97222*	1/8"	1/8"	10
12-97224*	1/8"	1/4"	10
12-97444	1/4"	1/4"	10
12-97446	1/4"	3/8"	10
12-97664	3/8"	1/4"	10
12-97666	3/8"	3/8"	10
12-97668	3/8"	1/2"	10
12-97886	1/2"	3/8"	5
12-97888	1/2"	1/2"	5
12-97106	5/8"	3/8"	5
12-97108	5/8"	1/2"	5



45° Male Elbow (Swivel)**

Part No.	Tube Size	Pipe Size	Qty.
12-98042	1/4"	1/8"	10
12-98044	1/4"	1/4"	10
12-98046	1/4"	3/8"	10
12-98052*	5/32"	1/8"	10
12-98062	3/8"	1/8"	10
12-98064	3/8"	1/4"	10
12-98066	3/8"	3/8"	10
12-98068	3/8"	1/2"	10
12-98084	1/2"	1/4"	5
12-98086	1/2"	3/8"	5
12-98088	1/2"	1/2"	5
12-98106	5/8"	3/8"	5
12-98108	5/8"	1/2"	5
12-981012	5/8"	3/4"	5
12-98126	3/4"	3/8"	5
12-98128	3/4"	1/2"	5



*Does not Meet DOT or SAE specifications for air brake applications. Color of fittings differs from those that meet DOT & SAE specifications. **NON** DOT & SAE fittings are grey and orange in color.

** Swivel to final position only. Not designed for constant rotation.

Male Run Tee (Swivel)**



Part No.	Tube Size	Pipe Size	Qty.
12-99022	1/8"	1/8"	10
12-99024	1/8"	1/4"	10
12-99042	1/4"	1/8"	10
12-99044	1/4"	1/4"	10
12-99046	1/4"	3/8"	10
12-99052	5/32"	1/8"	10
12-99054	5/32"	1/4"	10
12-99064	3/8"	1/4"	10
12-99066	3/8"	3/8"	10
12-99068	3/8"	1/2"	10
12-99084	1/2"	1/4"	5
12-99086	1/2"	3/8"	5
12-99088	1/2"	1/2"	5
12-99108	5/8"	1/2"	5

Male Branch "Y"



Part No.	Tube Size	Pipe Size	Qty.
12-89042	1/4"	1/8"	10
12-89044	1/4"	1/4"	10

Dust Boot



Part No.	Description	Qty.
12-90040	1/4"	10
12-90060	3/8"	10
12-90080	1/2"	10

- Protects air fittings from the elements, ensuring an easy release every time

Plug



Part No.	Description	Qty.
12-90400	1/4"	10
12-90600	3/8"	10
12-90800	1/2"	10

- Provides a positive seal of protection for unoccupied parts.

** Swivel to final position only. Not designed for constant rotation.

QWIK-FIT™ STARTER KIT**80-1290 includes:**

- 310 - QWIK-FIT™ pieces
- 28 – Bin boxes
- 1 set – Restock labels
- 1 – 4-color counter mat/wall chart



Part No.	Description	Tube Size	Thread Size	Assortment Qty.
12-90044	Bulkhead Union	1/4"	—	10
12-90066	Bulkhead Union	3/8"	—	10
12-90088	Bulkhead Union	1/2"	—	5
12-91066	Union Elbow	3/8"	—	10
12-91088	Union Elbow	1/2"	—	5
12-93042	Male Connector	1/4"	1/8"	20
12-93064	Male Connector	3/8"	1/4"	20
12-93066	Male Connector	3/8"	3/8"	20
12-93086	Male Connector	1/2"	3/8"	10
12-94042	Male Elbow	1/4"	1/8"	10
12-94044	Male Elbow	1/4"	1/4"	10
12-94064	Male Elbow	3/8"	1/4"	10
12-94066	Male Elbow	3/8"	3/8"	10
12-94086	Male Elbow	1/2"	3/8"	5
12-95022	Union	1/8"	—	20
12-95044	Union	1/4"	—	20
12-95055	Union	5/32"	—	20
12-95066	Union	3/8"	—	20
12-95088	Union	1/2"	—	10
12-96444	Union Tee	1/4"	—	10
12-96666	Union Tee	3/8"	—	10
12-96888	Union Tee	1/2"	—	5
12-98044	45° Male Elbow	1/4"	1/4"	10
12-98064**	45° Male Elbow	3/8"	1/4"	10
12-98066**	45° Male Elbow	3/8"	3/8"	10
12-98086**	45° Male Elbow	1/2"	3/8"	5
12-98088	45° Male Elbow	1/2"	1/2"	5

** Swivel to final position only. Not designed for constant rotation.

QWIK-FIT™ Travel Kit**80-1291**48 pieces
6 1/2" x 10 1/2"

Part No.	Description	Tube Size	Thread Size	Kit Qty.
12-93044	Male Connector	1/4"	1/4"	2
12-93064	Male Connector	3/8"	1/4"	2
12-93066	Male Connector	3/8"	3/8"	2
12-93086	Male Connector	1/2"	3/8"	2
12-95044	Straight Union	1/4"	-	2
12-95066	Straight Union	3/8"	-	2
12-95088	Straight Union	1/2"	-	2
12-98064**	45° Male Elbo (Swivel)	3/8"	1/4"	2
12-98066**	45° Male Elbow (Swivel)	3/8"	3/8"	2
12-90040	1/4" dust boot	-	-	10
12-90060	3/8" dust boot	-	-	10
12-90080	1/2" dust boot	-	-	10

QWIK-FIT™ Shop Kit**80-1292**110 pieces
12" x 18"

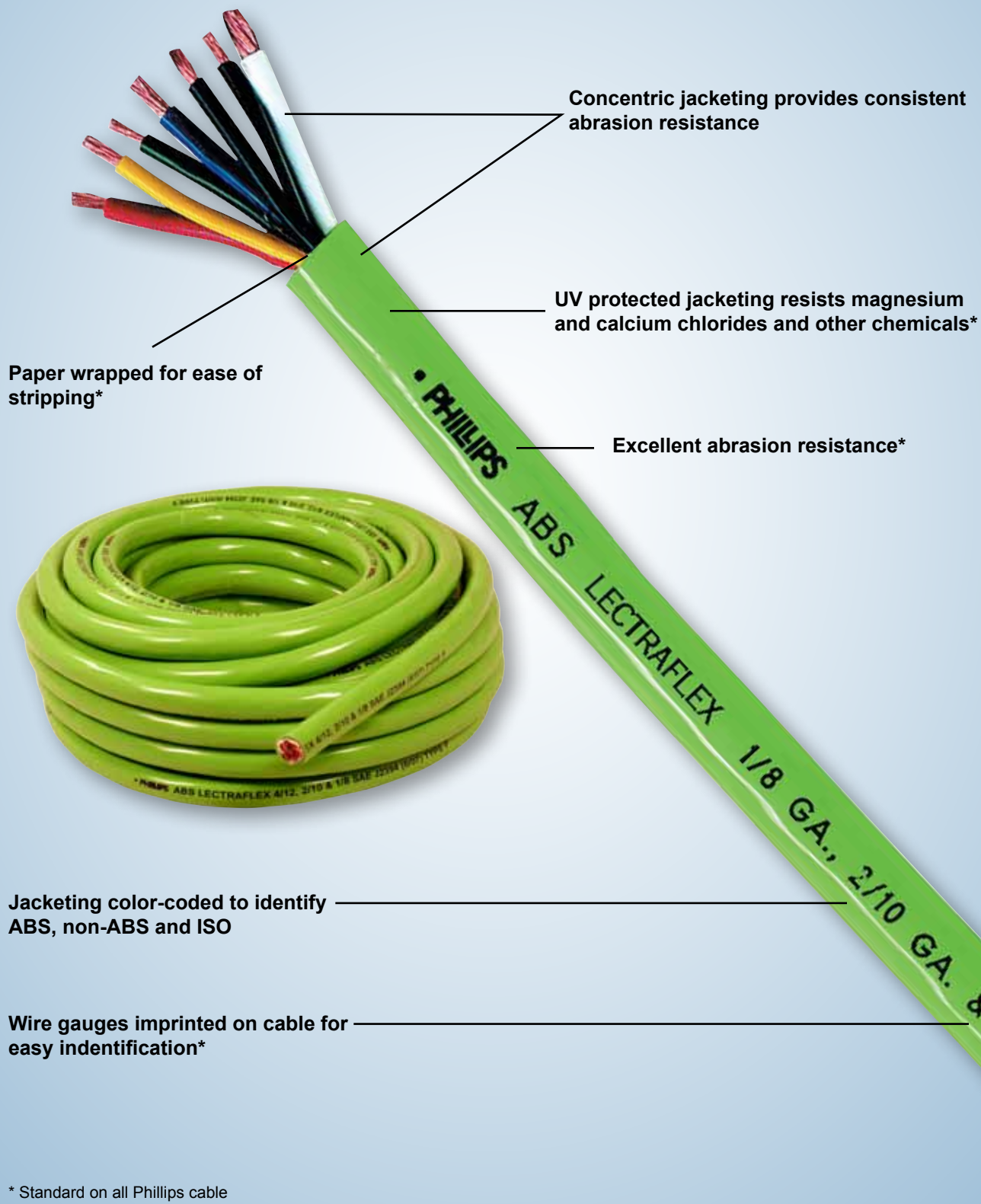
Part No.	Description	Tube Size	Thread Size	Kit Qty.
12-93022*	Male Connector	1/8"	1/8"	5
12-93042	Male Connector	1/4"	1/8"	5
12-93044	Male Connector	1/4"	1/4"	10
12-93064	Male Connector	3/8"	1/4"	10
12-93066	Male Connector	3/8"	3/8"	10
12-93086	Male Connector	1/2"	3/8"	5
12-95044	Straight Union	1/4"	-	5
12-95066	Straight Union	3/8"	-	5
12-95088	Straight Union	1/2"	-	5
12-951010	Straight Union	5/8"	-	5
12-98064**	45° Male Elbow (Swivel)	3/8"	1/4"	5
12-98066**	45° Male Elbow (Swivel)	3/8"	3/8"	5
12-98086**	45° Male Elbow (Swivel)	1/2"	3/8"	5
12-90040	1/4" dust boot	-	-	10
12-90060	3/8" dust boot	-	-	10
12-90080	1/2" dust boot	-	-	10

*Does not Meet DOT or SAE specifications for air brake applications. Color of fittings differs from those that meet DOT & SAE specifications. NON DOT & SAE fittings are grey and orange in color.

** Swivel to final position only. Not designed for constant rotation.

CABLE AND WIRE

LECTRAFLEX™



Concentric jacketing provides consistent abrasion resistance

UV protected jacketing resists magnesium and calcium chlorides and other chemicals*

Paper wrapped for ease of stripping*

Excellent abrasion resistance*

Jacketing color-coded to identify ABS, non-ABS and ISO

Wire gauges imprinted on cable for easy identification*

* Standard on all Phillips cable

BULK TRAILER CABLE

- Resistant to chemicals, oils and fuel
- Paper wrapped for ease of stripping
- Concentric jacketing - copper centered in jacket for abrasion resistance

ARCTIC SUPERFLEX™



- Designed for durability in extreme temperatures
- Stays flexible from -85°F to 175°F (-65°C to 79°C)
- Dark blue jacket color
- Resistant to chemicals, oils & fuels

7 CONDUCTOR - 1/8, 2/10, 4/12 ga. ABS .700 O.D. Black - Brown - Blue - Green - Red - White - Yellow					
Part No.	Length	Package	Stranding 12 ga.	Stranding 10 ga.	Stranding 8 ga.
3-642	100'	Spool	65 x 30	105 x 30	168 x 30
3-643	250'	Spool	65 x 30	105 x 30	168 x 30

7 CONDUCTOR - 1/10, 6/12 ga. .640 O.D. Black - Brown - Blue - Green - Red - White - Yellow				
Part No.	Length	Package	Stranding 12 ga.	Stranding 10 ga.
3-632	100'	Spool	65 x 30	105 x 30
3-633	250'	Spool	65 x 30	105 x 30

7 CONDUCTOR - 1/12, 6/14 ga. .570 O.D. Black - Brown - Blue - Green - Red - White - Yellow				
Part No.	Length	Package	Stranding 14 ga.	Stranding 12 ga.
3-622	100'	Spool	41 x 30	65 x 30
3-623	250'	Spool	41 x 30	65 x 30
3-624	500'	Spool	41 x 30	65 x 30

6 CONDUCTOR - 6/14 ga. .550 O.D. Black - Brown - Green - Red - White - Yellow			
Part No.	Length	Package	Stranding
3-612	100'	Spool	41 x 30
3-613	250'	Spool	41 x 30
3-614	500'	Spool	41 x 30

4 CONDUCTOR - 4/14 ga. .440 O.D. Brown - Yellow - Green - White			
Part No.	Length	Package	Stranding
3-602	100'	Spool	41 x 30
3-603	250'	Spool	41 x 30
3-604	500'	Spool	41 x 30

3 CONDUCTOR - 3/14 ga. .440 O.D. Black - Red - White			
Part No.	Length	Package	Stranding
3-662	100'	Spool	41 x 30
3-663	250'	Spool	41 x 30
3-664	500'	Spool	41 x 30

2 CONDUCTOR - 2/14 ga. .340 O.D. Black - White			
Part No.	Length	Package	Stranding
3-652	100'	Spool	41 x 30
3-653	250'	Spool	41 x 30
3-654	500'	Spool	41 x 30
3-655	1000'	Spool	41 x 30

LECTRAFLEX™

7 CONDUCTOR - 1/8, 2/10, 4/12 ga. ABS BRIGHT GREEN .680 O.D.
 Black - Brown - Blue - Green - Red - White - Yellow

Part No.	Length	Package	Stranding 12 ga.	Stranding 10 ga.	Stranding 8 ga.
3-326	50'	Spool	65 x 30	105 x 30	168 x 30
3-327	100'	Spool	65 x 30	105 x 30	168 x 30
3-328	250'	Spool	65 x 30	105 x 30	168 x 30
3-329	500'	Spool	65 x 30	105 x 30	168 x 30
3-330	1000'	Spool	65 x 30	105 x 30	168 x 30



- For ABS applications
- Green jacket
- Superior abrasion resistance
- Stays flexible to -40°F (-40°C)
- Meets SAE J2394 specifications

DURAFLEX™

7 CONDUCTOR - 1/10, 6/12 ga. .690 O.D.
 Black - Brown - Blue - Green - Red - White - Yellow

Part No.	Length	Package
3-221	50'	Spool
3-222	100'	Spool
3-223	250'	Spool
3-224	500'	Spool
3-225	1000'	Spool



- For general trailer re-wiring
- Black jacket
- Stays flexible to -40°F (-40°C)
- Meets SAE J1128 specifications

7 CONDUCTOR - 1/12, 6/14 ga. .500 O.D.
 Black - Brown - Blue - Green - Red - White - Yellow

Part No.	Length	Package
3-241	50'	Spool
3-242	100'	Spool
3-243	250'	Spool
3-244	500'	Spool
3-245	1000'	Spool

6 CONDUCTOR - 6/14 ga. .500 O.D.
 Black - Brown - Green - Red - White - Yellow

Part No.	Length	Package
3-201	50'	Spool
3-202	100'	Spool
3-203	250'	Spool
3-204	500'	Spool
3-205	1000'	Spool

4 CONDUCTOR - 4/14 ga. .400 O.D.
 Brown - Yellow - Green - White

Part No.	Length	Package
3-191	50'	Spool
3-192	100'	Spool
3-193	250'	Spool
3-194	500'	Spool
3-195	1000'	Spool

ISOFLEX™



**7 CONDUCTOR - 1/8, 2/10, 4/12 ga. ISO BRIGHT YELLOW .770 O.D.
Black - Brown - Blue - Green - Red - White - Yellow**

Part No.	Length	Package	Stranding 12 ga.	Stranding 10 ga.	Stranding 8 ga.
3-341	50'	Spool	65 x 30	105 x 30	168 x 30
3-342	100'	Spool	65 x 30	105 x 30	168 x 30
3-343	250'	Spool	65 x 30	105 x 30	168 x 30
3-344	500'	Spool	65 x 30	105 x 30	168 x 30

- Ideal for multiplexing applications
- Twisted pair (green & brown) reduces radio noise
- Superior abrasion resistance
- Bright yellow jacket color
- Stays flexible to -40°F (-40°C)
- Meets ISO 3731

WELDING CABLE



Part No.	Gauge	Length	Package	Stranding	O.D.
3-407	2/0	25'	Spool	1273 x 30	.630

- Fine stranding for superior flexibility
- Neoprene jacketing for durability
- Resistant to chemicals, oils and fuels
- Stays flexible to -58°F (-50°C)
- Black jacket
- Rated to 600V

CLEAR-VU™ Corrosion-Detecting Battery Cable



	Size	Length	Stranding	Package	Part No.	
CLEAR RED	4 ga.	25'	133 x 26	Spool	3-545	CLEAR RED
	4 ga.	100'	133 x 26	Spool	3-545-100	
	1 ga.	25'	133 x 23	Spool	3-555	
	1 ga.	100'	133 x 23	Spool	3-555-100	
	2/0 ga.	25'	259 x 23	Spool	3-565	
	2/0 ga.	100'	259 x 23	Spool	3-565-100	
CLEAR SMOKE	4 ga.	25'	133 x 26	Spool	3-546	CLEAR SMOKE
	4 ga.	100'	133 x 26	Spool	3-546-100	
	1 ga.	25'	133 x 23	Spool	3-556	
	1 ga.	100'	133 x 23	Spool	3-556-100	
	2/0 ga.	25'	259 x 23	Spool	3-566	
	2/0 ga.	100'	259 x 23	Spool	3-566-100	
CLEAR	6 ga.	25'	133 x 27	Spool	3-526	CLEAR
	4 ga.	25'	133 x 26	Spool	3-528	
	4 ga.	100'	133 x 26	Spool	3-528-100	
	2 ga.	25'	133 x 24	Spool	3-530	
	2 ga.	100'	133 x 24	Spool	3-530-100	
	1 ga.	25'	133 x 23	Spool	3-551	
	1 ga.	100'	133 x 23	Spool	3-551-100	
	2/0 ga.	25'	259 x 23	Spool	3-532	
	2/0 ga.	100'	259 x 23	Spool	3-532-100	

- Easy to see corrosion creeping through your battery cable
- Prevents premature battery, starter & alternator replacement
- Rope-style stranding for flexibility
- Easy to strip
- Superior abrasion resistance
- Flexible from -40°F to 150°F (-40°C to 66°C)
- Meets SAE J1127 SGT specifications

Battery Cable

	Size	Length	Stranding	Package	Part No.	
RED	6 ga.	25'	133 x 27	Spool	3-501	RED
	6 ga.	100'	133 x 27	Spool	3-501-100	
	6 ga.	250'	133 x 27	Spool	3-501-250	
	4 ga.	25'	133 x 26	Spool	3-503	
	4 ga.	100'	133 x 26	Spool	3-503-100	
	4 ga.	250'	133 x 26	Spool	3-503-250	
	2 ga.	25'	133 x 24	Spool	3-505	
	2 ga.	100'	133 x 24	Spool	3-505-100	
	2 ga.	250'	133 x 24	Spool	3-505-250	
	1 ga.	25'	133 x 23	Spool	3-507	
	1 ga.	100'	133 x 23	Spool	3-507-100	
	1/0 ga.	25'	133 x 21	Spool	3-509	
	1/0 ga.	100'	133 x 21	Spool	3-509-100	
	1/0 ga.	250'	133 x 21	Spool	3-509-250	
	2/0 ga.	25'	133 x 23	Spool	3-511	
	2/0 ga.	100'	133 x 23	Spool	3-511-100	
	2/0 ga.	250'	133 x 23	Spool	3-511-250	
	3/0 ga.	25'	259 x 22	Spool	3-513	
	3/0 ga.	100'	259 x 22	Spool	3-513-100	
	4/0 ga.	25'	259 x 21	Spool	3-515	
BLACK	6 ga.	25'	133 x 27	Spool	3-502	BLACK
	6 ga.	100'	133 x 27	Spool	3-502-100	
	6 ga.	250'	133 x 27	Spool	3-502-250	
	4 ga.	25'	133 x 24	Spool	3-504	
	4 ga.	100'	133 x 24	Spool	3-504-100	
	4 ga.	250'	133 x 24	Spool	3-504-250	
	2 ga.	25'	133 x 27	Spool	3-506	
	2 ga.	100'	133 x 27	Spool	3-506-100	
	2 ga.	250'	133 x 27	Spool	3-506-250	
	1 ga.	25'	133 x 23	Spool	3-508	
	1 ga.	100'	133 x 23	Spool	3-508-100	
	1/0 ga.	25'	133 x 21	Spool	3-510	
	1/0 ga.	100'	133 x 21	Spool	3-510-100	
	1/0 ga.	250'	133 x 21	Spool	3-510-250	
	2/0 ga.	25'	259 x 23	Spool	3-512	
	2/0 ga.	100'	259 x 23	Spool	3-512-100	
	2/0 ga.	250'	259 x 23	Spool	3-512-250	
	3/0 ga.	25'	259 x 22	Spool	3-514	
	3/0 ga.	100'	259 x 22	Spool	3-514-100	
	3/0 ga.	250'	259 x 22	Spool	3-514-250	
4/0 ga.	25'	259 x 21	Spool	3-516		
4/0 ga.	100'	259 x 21	Spool	3-516-100		
4/0 ga.	250'	259 x 21	Spool	3-516-250		



- Rope-style stranding for flexibility
- Easy to strip
- Superior abrasion resistance
- Operating temperature range -40°F to +150°F (-40°C to 66°C)
- Meets SAE J1127 SGT specifications

Part No.	Description
3-518	4 ga., 2 conductor, 100 ft spool

- High abrasion resistance
- Fine stranding for flexibility
- Operating temperature range -40°F to 140°F (-40°C to 60°C)
- Rated to 200 amps at 20 ft
- Black/yellow jacket
- Meets SAE J1494

Bulk Booster Cable



PRIMARY WIRE

- SAE Type GPT (General Purpose Thermoplastic) wire
- Resistant to acids, greases, oils and fuels
- Good abrasion resistance
- Concentric jacketing allows for easy wire stripping
- Soft annealed copper conductors for flexibility
- Operating temperature range -40°F to 150°F (-40°C to 66°C)
- Meets SAE J1128, type GPT

4-Way Connector Chart		Phillips Plug/ Socket ID
Color	Circuits	
White	Ground return	W
Green	Right turn & brake lights	G
Yellow Red	Left turn & brake lights	R
Brown	Tail lights	B

7-Way ATA Connector Chart Per SAE J560		Phillips Plug/ Socket ID
Color	Circuits	
White	Ground return	WHT
Black	Clearance, marker & ID	BLK
Brown	Tail lights	BRN
Yellow	Left turn	YEL
Red	Stop	RED
Green	Right turn	GRN
Blue	Auxiliary/ABS	BLU

6-Way Connector Chart		Phillips Plug/ Socket ID
Color	Circuits	
White	Ground return	GD
Brown	Tail lights	TM
Yellow	Left turn	LT
Red	Stop	S
Green	Right turn	RT
Blue	Auxiliary circuit	A

HOW TO USE THIS CHART:

1. Measure distance from power source/battery to the most distant lamp
2. Determine the total amp draw by adding the amp draw of all the lamps on the circuit
3. Double the distance to include the ground return wire
4. Determine wire gauge by intersecting the length & amp column on the chart. If the length or total amp draw falls in between columns, always use the higher gauge wire

WIRE GAUGE SELECTION CHART

12-Volt System Amps (APP.)	Total Length of Cable in Circuit from Battery to Most Distant Lamp Including Ground Side									
	2.5 ft	5 ft	10 ft	20 ft	30 ft	40 ft	50 ft	60 ft	80 ft	100 ft
1.0	20	20	20	20	20	20	20	20	20	18
1.5	20	20	20	20	20	20	20	20	18	18
2	20	20	20	20	20	20	18	18	16	16
3	20	20	20	20	20	18	18	16	16	14
4	20	20	20	20	18	16	16	16	14	12
5	20	20	20	18	18	16	14	14	12	12
6	20	20	20	18	16	16	14	14	12	12
7	20	20	20	18	16	14	14	12	12	10
8	20	20	20	16	16	14	12	12	10	10
10	20	20	18	16	14	12	12	12	10	10
11	20	20	18	16	14	12	12	10	10	8
12	20	20	18	16	14	12	12	10	10	8
15	20	20	18	14	12	12	10	10	8	8
18	20	20	16	14	12	10	10	8	8	8
20	20	18	16	12	12	10	10	8	8	6
22	20	18	16	12	10	10	8	8	8	6
24	20	18	16	12	10	10	8	8	6	6
36	20	16	14	10	8	8	8	6	6	4
50	18	16	12	10	8	6	6	4	4	2
100	14	12	10	6	4	4	2	2	1	1/0
150	14	10	8	4	2	2	1	1/0	2/0	3/0
200	12	8	6	4	2	1	1/0	2/0	3/0	4/0

Primary Wire

14 Gauge

Color	Carded Length (20' Blister Pack)	100 ft Spool	1000 ft Spool
Black	2-1213	2-121	2-121-1000
Blue	2-1223	2-122	2-122-1000
Brown	2-1233	2-123	2-123-1000
Green	2-1243	2-124	2-124-1000
Red	2-1253	2-125	2-125-1000
White	2-1263	2-126	2-126-1000
Yellow	2-1273	2-127	2-127-1000



100 FT SPOOLS



CARDED

12 Gauge

Color	Carded Length (12' Blister Pack)	100 ft Spool	1000 ft Spool
Black	2-1313	2-131	2-131-1000
Blue	2-1323	2-132	2-132-1000
Brown	2-1333	2-133	-
Green	2-1343	2-134	2-134-1000
Red	2-1353	2-135	2-135-1000
White	2-1363	2-136	-
Yellow	2-1373	2-137	2-137-1000

18 Gauge

Color	Carded Length (40' Blister Pack)	100 ft Spool
Black	2-1013	2-101
Blue	2-1023	2-102
Green	2-1043	2-104
Red	2-1053	2-105
White	2-1063	2-106
Yellow	2-1073	2-107

10 Gauge

Color	Carded Length (8' Blister Pack)	100 ft Spool
Black	2-1413	2-141
Blue	2-1423	2-142
Green	-	2-144
Red	2-1453	2-145
White	2-1463	2-146
Yellow	2-1473	2-147

16 Gauge

Color	Carded Length (28' Blister Pack)	100 ft Spool	1000 ft Spool
Black	2-1113	2-111	2-111-1000
Blue	2-1123	2-112	-
Brown	2-1133	2-113	2-113-1000
Green	2-1143	2-114	-
Red	2-1153	2-115	2-115-1000
White	2-1163	2-116	2-116-1000
Yellow	2-1173	2-117	2-117-1000

8 Gauge

Color	Carded Length (6' Blister Pack)	100 ft Spool
Black	2-1513	2-151
Blue	-	2-152
Red	2-1553	2-155
White	2-1563	2-156

Primary Wire Assortment



80-2006

12 spool wire assortment, fits in 80-191 rack below

Replacement Part No.	Description	Qty.
2-111	Primary wire, 16 ga., black	1
2-112	Primary wire, 16 ga., blue	1
2-115	Primary wire, 16 ga., red	1
2-121	Primary wire, 14 ga., black	1
2-122	Primary wire, 14 ga., blue	1
2-123	Primary wire, 14 ga., brown	1
2-124	Primary wire, 14 ga., green	1
2-125	Primary wire, 14 ga., red	1
2-126	Primary wire, 14 ga., white	1
2-127	Primary wire, 14 ga., yellow	1
2-131	Primary wire, 12 ga., black	1
2-135	Primary wire, 12 ga., red	1

Wire Rack



Part No.	Description
80-191	Wire rack

- Holds 12' - 100' rolls
- For rolls up to 12 gauge
- Ideal for the 80-2006 primary wire assortment

Parallel Wire



Fig. 1



Fig. 2



Fig. 3

Part No.	Gauge	Type	Color	Length	Std. Pkg.
2-401	2/16	Fig. 1	Black, white, gray jacket	100'	Spool
2-402	2/14	Fig. 1	Black, white, gray jacket	100'	Spool
2-403	2/12	Fig. 1	Black, white, gray jacket	100'	Spool
2-404	2/10	Fig. 1	Black, white, gray jacket	100'	Spool
2-422	3/16	Fig. 2	Brown, yellow, green	100'	Spool
2-423	4/16	Fig. 3	Brown, yellow, green, white	100'	Spool
2-424	3/14	Fig. 2	Brown, yellow, green	100'	Spool
2-425	4/14	Fig. 3	Brown, yellow, green, white	100'	Spool
2-426	3/12	Fig. 2	Brown, yellow, green	100'	Spool

U.L. Service Cord



Part No.	Gauge	Color	Strands	Length	Pkg.
3-112	2/14	Black, white	41 x 30	250'	Spool
3-113	3/14	Black, white, green	41 x 30	250'	Spool

- Type SJ00W cable
- Great flexibility and excellent resistance to oil and moisture
- Good tensile strength, elongation and aging characteristics
- Excellent abrasion resistance
- UL, CSA certified for indoor/outdoor use
- 300V at -40°F to 194°F (-40°C to 90°C)

BATTERY TERMINALS & ACCESSORIES

Centered bolt holes improve clamp efficiency and strength

All exceed SAE conductivity standard J163 and J1811

Smooth contact surface provides greater conductivity


Terminal provides full post contact

Gauge, polarity and crimp information printed on barrel

Chamfered barrel for easy wire entry

Made of 100% copper alloy, zinc plated

Compatible with industry-standard crimper



Color Code and Size

The size dots will help you determine the gauge of an unmarked starter cable. Measure the bare conductor only, not the insulation. Actual diameters vary depending on specific wire stranding.



6	4	2	1	1/0	2/0	3/0	4/0

COPPER BATTERY TERMINALS

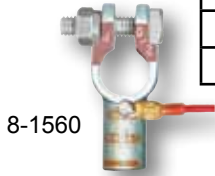
- Copper battery connectors are tin plated for added conductivity and corrosion resistance
- Can be crimped or soldered
- Exceeds SAE conductivity standard J163 and J1811
- Works well with solder slugs

Straight Clamp



8-1160

Gauge	Positive	Negative	Universal
4	8-1120	8-1121	8-1122
2	8-1130	8-1131	8-1132
1	8-1140	8-1141	-
1/0	8-1150	8-1151	-
2/0	8-1160	8-1161	-
2/0	8-1560*	-	-
3/0	8-1170	8-1171	-
4/0	8-1180	8-1181	-



8-1560

Left Elbow



Gauge	Positive	Negative
1/0	8-1250	8-1251
2/0	8-1260	8-1261
4/0	-	8-1281

Right Elbow




Gauge	Positive	Negative
2/0	8-1360	8-1361

Flag




Gauge	Positive	Negative
1/0	8-1650*	-
2/0	8-1460	8-1461
2/0	8-1660*	-
3/0	8-1470	8-1471
4/0	8-1480	8-1481




GROUP 31

Straight Clamp




Gauge	3/8" Hole Single	3/8" Hole Dual
2/0	8-1763	8-1863

Heavy-Duty Copper Locking Lugs



Gauge	3/8" Hole Single	1/2" Hole
2/0	8-2763	8-2765

Non-Rotating Copper Lugs



Gauge	3/8" Hole Single	3/8" Hole Dual
4	8-4723	-
1 & 2	8-4733	-
1/0	8-4753	-
2/0	8-4763	8-4863
3/0	8-4773	-
4/0	8-4783	-




4-152
Heavy-Duty
Hand-Held Crimper

4-153
Bench mount,
hex crimp

*Accessory Wire Capability

HEAVY-DUTY TIN PLATED COPPER LUGS

- Wider and thicker pad for better electrical conductivity and greater strength than standard lugs
- Copper battery lugs are tin plated for added conductivity and corrosion resistance
- Exceeds SAE standards and conforms to TMC and ATA recommended practices
- Meets UL standard (UL Std. 486A)
- Lugs for every application



Starter/Ground Lug

Gauge	1/4"	5/16"	3/8"	1/2"
6	8-4111	8-4112	8-4113	-
4	8-4121	8-4122	8-4123	8-4125
1 & 2	8-4131	8-4132	8-4133	8-4135
1/0	-	8-4152	8-4153	8-4155
2/0	8-4161	8-4162	8-4163	8-4165
3/0	-	-	8-4173	8-4175
4/0	-	-	8-4183	8-4185



45° Lug

Gauge	3/8"	1/2"
2/0	-	8-4365



90° Lug

Gauge	3/8"	1/2"
2/0	8-4463	8-4465



Butt Splice

Gauge	Part No.
4	8-4920
1 & 2	8-4930
1/0	8-4950
2/0	8-4960
3/0	8-4970
4/0	8-4980



3/8" Elbow

Gauge	Left	Right
2/0	8-4563	8-4663



Brazed Seam Lug - Non-Insulated

Gauge	#10	1/4"	5/16"	3/8"	1/2"
8	-	8-2001	8-2002	8-2003	-
6	8-2010	8-2011	8-2012	8-2013	-
4	-	8-2021	-	8-2023	8-2025
2	-	-	-	8-2033	-
1/0	-	-	-	8-2053	8-2055
2/0	-	-	-	8-2063	8-2065
3/0	-	-	-	8-2073	-



- Serrated barrel increases pull-out strength
- 100% copper, tin plated
- Cost effective solution

COPPER LUGS

- Copper battery lugs are tin plated for added conductivity and corrosion resistance
- Ideal for crimping or soldering
- Exceeds SAE conductivity standard J163 and J1811
- Ideal for general wiring as well as starter or ground connections

Starter/Ground Lug



Gauge	#10	1/4"	5/16"	3/8"	1/2"
8	8-2100	8-2101	8-2102	8-2103	8-2105
6	8-2110	8-2111	8-2112	8-2113	8-2115
4	-	8-2121	8-2122	8-2123	8-2125
2	-	8-2131	8-2132	8-2133	8-2135
1	-	8-2141	8-2142	8-2143	8-2145
1/0	-	-	8-2152	8-2153	8-2155
2/0	-	-	8-2162	8-2163	8-2165
3/0	-	-	8-2172	8-2173	8-2175
4/0	-	-	-	8-2183	8-2185

Straight Lug - Tin Plated*



Gauge	3/8"	1/2"
8	8-2203	-
6	8-2213	-
4	8-2223	-
2	8-2233	-
1	8-2243	-
1/0	8-2253	8-2255
2/0	8-2263	8-2265
3/0	8-2273	8-2275
4/0	8-2283	8-2285

Copper Butt Splice - Tin Plated*



Gauge	Part No.
8	8-2900
6	8-2910
4	8-2920
2	8-2930
1	8-2940
1/0	8-2950
2/0	8-2960
4/0	8-2980

*Tin plated for added conductivity

AUTOMOTIVE, HEAVY-DUTY, MILITARY, MARINE

Automotive

Part No.	Description	Qty.
8-610	Automotive clamp, universal, 6-2/0 ga., brass	10
8-611	Automotive side terminal, universal, 6-2/0 ga., lead	10
8-612	Automotive clamp, universal, 6-2/0 ga., lead	10
8-613	Heavy-duty clamp, universal, 1-4/0 ga., lead	10

- Heavy-duty design for truck, bus, construction, agriculture & industrial applications
- For temporary field repairs
- Universal size to fit 6 ga. to 2/0 ga.



Military

Part No.	Description	Qty.
8-618	Negative polarity, lead; zinc plated	10
8-619	Positive polarity, lead; zinc plated	10

- Military - complies with MIL SPEC A521425-1/A52425-2



Marine

Part No.	Description	Qty.
8-620	Top post-to 3/8" stud, positive polarity, brass; tin plated	10
8-621	Top post-to 3/8" stud, positive polarity, lead; zinc plated	10
8-622	Top post-to 5/16" stud, negative polarity, brass; tin plated	10
8-623	Top post-to 5/16" stud, negative polarity, lead; zinc plated	10

- Marine conversion battery post to stud connector



Top Mount Quick Disconnect

Part No.	Description	Qty.
8-638	Top post, negative polarity, copper; brass plated	10

- Quick disconnect - 1/4 turn of knob to disconnect battery
- Great for RV's, golf carts or long term storage of any vehicle



Conversion Connectors & Adapters

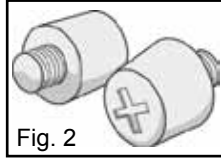
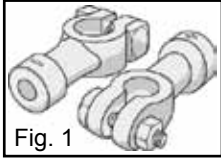
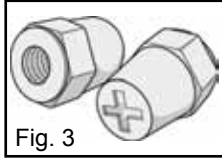


Fig.	Part	Description
1	8-6401	Top post-to-side terminal conversion, pos. & neg., lead, 1 pair
2	8-6411	Side terminal-to-top post conversion, pos. & neg., lead, 1 pair
3	8-6421	Stud-to-post conversion (3/8" - 16), pos. & neg., lead, 1 pair



Accessory Wire Adapters

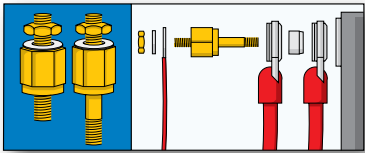


Fig. 1

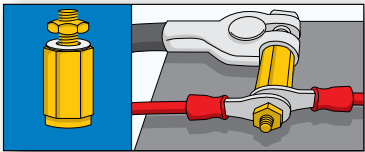



Fig. 2

Fig.	Part No.	Description	Qty.
1	8-644	Adapter bolt, side terminal accessory post for single power lead	10
1	8-645	Adapter bolt, side terminal accessory post for dual power lead	10
2	8-646	Adapter nut, top terminal accessory post: 5/16" - 18 x 15/16"	10
2	8-648	Adapter nut, terminal accessory post: 3/8" - 16 x 3/4"	10

- For adding accessory wire connections
- Precision-machined from solid brass, includes zinc-plated steel nut & washer
- Connects power accessories directly to battery*
- Adapter nut fits standard battery bolt
- Side terminal adapter bolt available for single and dual power leads

Caution: Accessories directly connected to battery should be protected by fuse or circuit breaker device

Inverter Connectors



Gauge	Part No.	Qty.
4	8-402	10
2	8-403	10

- Can be crimped or soldered
- Permanent connection, prevents arcing and shorting

HEAVY-DUTY JUMPERS

- Truck, bus, farm, construction, etc.
- 2/0 gauge for parallel connections of 2 or 3 batteries
- Exceeds SAE & OEM specifications
- Ideal for Group 31 & similar batteries
- Most efficient way to connect two or three paralleled batteries for delivery of maximum starting power at same voltage

GROUP 31

Battery Jumpers

Description	Positive (Red)	Negative (Black)	CLEAR-VU™ (Clear)
9", 3/8" hole	9-208	9-209	9-210
12", 3/8" hole	9-211	9-212	9-213
15", 3/8" hole	9-214	9-215	9-216
17", 3/8" hole	9-217	9-218	9-219



- Non-rotating, heavy-duty battery terminals
- 2/0 ga. cable and terminals

CLEAR-VU™ Battery Jumpers - OEM Replacement

Part No.	Description
9-350	2/0 CLEAR-VU™ clear, 2 lug, 8"
9-351	2/0 CLEAR-VU™ translucent smoke, 2 lug, 8"
9-352	2/0 CLEAR-VU™ translucent red, 2 lug, 8"
9-360	2/0 CLEAR-VU™ clear, 3 lug, 17"
9-361	2/0 CLEAR-VU™ translucent smoke, 3 lug, 17"
9-362	2/0 CLEAR-VU™ translucent red, 3 lug, 17"
9-370	2/0 CLEAR-VU™ clear, 4 lug, 26"
9-371	2/0 CLEAR-VU™ translucent smoke, 4 lug, 26"
9-372	2/0 CLEAR-VU™ translucent red, 4 lug, 26"



- Replaces OEM battery cables
- Translucent cable allows you to see corrosion
- Heavy wall shrink tubing stops water & contaminants from entering charging system
- Rope-style stranding for flexibility
- Operating temperature range -40°F to 150°F (-40°C to 65.5°C)
- Non-rotating 3/8" lugs

Battery-To-Battery Jumpers

Gauge	8"	12"
2/0	9-126	9-128


- Lead terminals
- 2/0 ga. cable
- Black cable



Braided Ground Straps

Gauge	13"	18"	24"
4	9-150	9-151	9-152

- Fine stranded copper conductor for maximum conductivity and flexibility
- Corrosion resistant plating



Two Battery Jumpers



Top Post-to-Power Take-Off Post		
Description	Positive	Negative
7-3/8"	9-242	9-243

Stud-to-Power Take-Off Stud		
Description	Positive	Negative
7-3/8"	9-262	9-263

Three Battery Jumpers



Stud-to-Power Take-Off Post		
Description	Positive	Negative
14-3/4"	9-282	9-283

Stud-to-Power Take-Off Stud		
Description	Positive	Negative
13-5/8"	9-290	9-291
14-3/4"	9-292	9-293

TERMINAL PROTECTORS

- Protects alternator & electrical system from shorts
- Reduces the risk of battery explosion caused by sparks
- High temperature PVC construction, rated at 190°F (90°C)
- Color-coded for easy polarity identification

Straight Clamp



Gauge	Red	Black
1 & 2	8-7122	8-7123
1/0 & 2/0	8-7124	8-7125
3/0 & 4/0	8-7126	8-7127



Right Elbow



Gauge	Red	Black
1/0 & 3/0	8-7132	8-7133

Left Elbow



Gauge	Red	Black
1/0 & 3/0	—	8-7137

Flag Clamp



Gauge	Red	Black
1/0 & 2/0	8-7142	8-7143

Heavy-Duty Starter



Gauge	Red	Black
1/0 & 2/0	8-7146	8-7147

Straight or Angle Lug



Gauge	Red	Black
4	8-7150	8-7151

SOLDER SLUGS

Solder Flux

Part No.	Description	Qty.
7-259	2 oz. Bottle of solder flux	1

- Cleans conductors and terminals for soldering



Solder Slugs

Part No.	Wire Gauge	Color	Qty.
7-260	6	Gray	25
7-261	4	Gray	25
7-262	2	Green	25
7-263	1	Pink	25
7-264	1/0	Black	25
7-265	2/0	Orange	25
7-266	3/0	Purple	25
7-267	4/0	Yellow	25



Solder slugs were developed as a quick way to attach a battery terminal to the cable. Solder slugs eliminate the need for a crimping tool.

- Makes an OEM quality, sealed connection
- Drop slug into terminal, insert cable, heat...finished!
- Fast-easy-clean-safe
- For best results, use heat shrink tubing

Solder Slug Kits

Replacement Part No.	Description	7-1800 Mini Kit
6-400	Heat shrink tubing 2/0-4/0 ga., 1", black	-
6-401	Heat shrink tubing 2/0-4/0 ga., 1", red	-
6-402	Heat shrink tubing 6-4 ga., 1/2", black	(10)
6-403	Heat shrink tubing 6-4 ga., 1/2" red	(10)
6-404	Heat shrink tubing 2-2/0 ga., 3/4", black	(10)
6-405	Heat shrink tubing 2-2/0 ga., 3/4", red	(10)
7-259	Battery terminal solder flux	(1)
7-260	Solder slug - 6 ga., gray	(20)
7-261	Solder slug - 4 ga., gray	(20)
7-262	Solder slug - 2 ga., green	-
7-263	Solder slug - 1ga., pink	(10)
7-264	Solder slug - 1/0 ga., black	(10)
7-265	Solder slug - 2/0 ga., orange	(10)
7-266	Solder slug - 3/0 ga., purple	-
7-267	Solder slug - 4/0 ga., yellow	-



7-1800

Numbers in () indicate quantity in kit

BATTERY FASTENER HARDWARE

- Complete selection of standard & heavy-duty battery related hardware
- Hardware meets or exceeds OEM, SAE or MIL specifications, where relevant

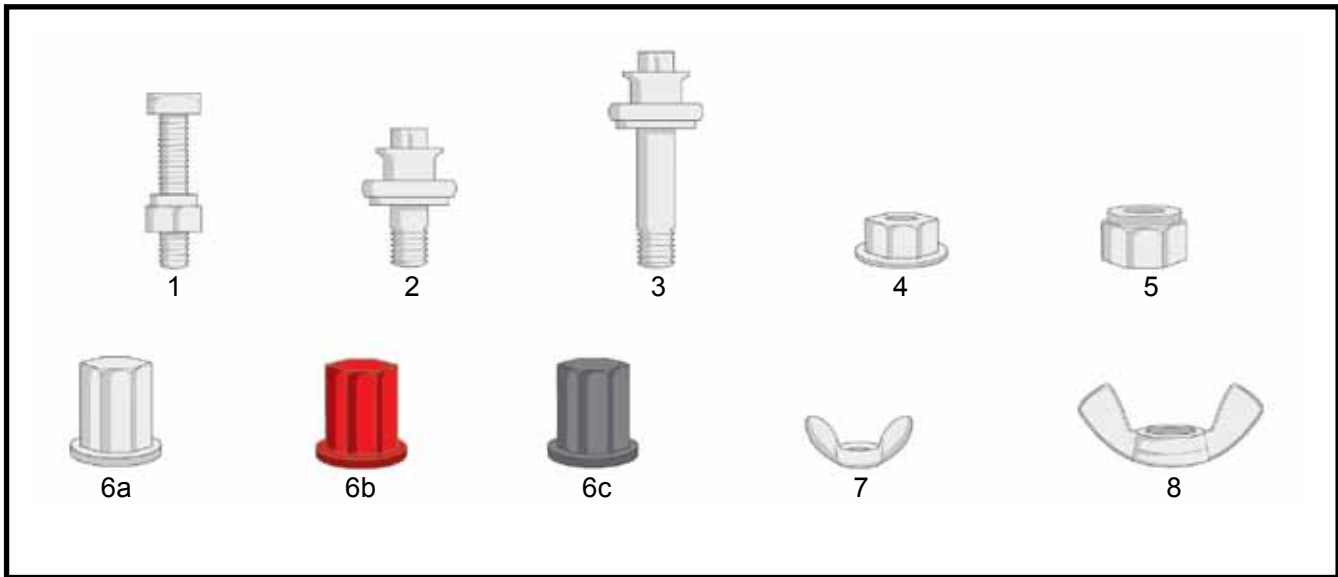


Fig.	Part No.	Description	Qty.
1	8-651	Bolt, square head & shoulder nut, 5/16"-18 x 1-3/8, steel, tin-plated	10
2	8-656	Bolt, side terminal, 3/8"-16 x 15/32", for single power lead, OEM type	10
3	8-657	Bolt, side terminal, 3/8" - 16 x 1", for dual power leads, OEM type	10
4	8-660	Nut, flange, 3/8" x 16	10
5	8-661	Nut, shoulder, 5/16" - 18	10
6a	8-662	Nut, closed-cap, 3/8" - 16, Stainless Steel, Group 31, Universal	10
6b	8-663	Nut, closed-cap, 3/8" - 16, red, Stainless Steel, Positive	10
6c	8-664	Nut, closed-cap, 3/8" - 16, black, Stainless Steel, Negative	10
7	8-665	Nut, wing, 1/4" - 20, for hold-down bolt	10
8	8-667	Nut, wing, 3/8" - 16	10

BATTERY BOXES & HOLD-DOWNS

Commercial Battery Boxes

Part No.	Description
9-404	8D High (Inside 21"L x 11-3/4"W x 11"D, Outside 24-1/2"L x 14-1/2"W x 13"D)

- Composite
- Resists acid, gasoline, oil & solvents
- Flame resistant
- UV stabilized (rating 6)
- Rugged, durable heavy-wall construction
- Top vents prevent hydrogen gas build-up
- Cover held firmly with convenient thumb screws



Heavy-Duty Battery Boxes

Part No.	Description
9-405	Group 24 (Inside 10-3/8"L x 7"W x 9-1/2"H, Outside 16-1/2"L x 9"W x 10-1/4"H)
9-407	Group 24-31 (Inside 12-3/4"L x 7-1/4"W x 9-3/4"H, Outside 14-3/4"L x 9"W x 10-1/2"H)

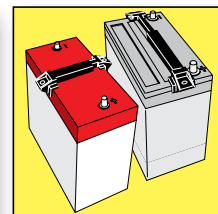
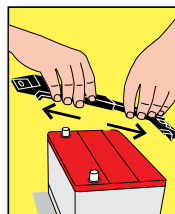
- Acid-proof, seamless polyethylene construction keeps battery clean & dry
- Top vents prevent hydrogen gas build-up
- Includes hold-down strap and mounting brackets



Battery Hold-Down

Description	5 1/2" to 9"	8 5/8" to 14 3/4"
Offset hold-down	9-413	-
Flush hold-down	-	9-416

- Infinitely adjustable and lockable
- Non-conductive; eliminates hold-down as source of shorts
- Ideal for all applications
- Fiberglass-reinforced polypropylene is rust & corrosion proof
- Does not include mounting hardware
- Standard pack of 1



Hold-Down Bolt Sets - "L" Style



Part No.	Description	Qty.
9-427	Hold-down bolt set, 8"	1
9-428	Hold-down bolt set, 10"	1

- Long thread accommodates all crossbar/frame designs
- Use with battery trays
- "L" style bend eliminates any need to shift or remove battery
- Sold as a pair - hardware included

BOOSTER CABLES

- Tangle-proof cable
- Insulation stays flexible in subzero temperatures
- 100% copper welding cable for maximum conductivity
- Solid copper 500 and 800 amp clamps

Booster Clamps



Description	500 amp	800 amp
Booster clamps	9-309	9-310

- Solid copper parrot clamps
- Sold in pairs only
- Hardware included
- 9-309 will accept up to 1/0 ga. lug and cable
- 9-310 will accept up to 3/0 ga. lug and cable

Heavy-Duty Booster Cable



Part No.	Gauge	Amp	Length	Clamp Style
9-313	4	500	16 ft	Coated parrot
9-323	2	500	20 ft	Mechanic

- Resealable vinyl bag
- Carrying handle

Commercial Heavy-Duty Booster Cable

Gauge	800 amp 20 ft	800 amp 25 ft
2/0	9-325	9-326

- Resealable / waterproof bucket
- Carrying handle
- 800 amp parrot clamp



PREVENTIVE MAINTENANCE

Protective Spray

Part No.	Description	Qty.
8-752	Protective aerosol spray, 10 oz.	1

- Red spray protects exposed electrical connections from corrosion, ensuring maximum current flow
- Use on battery terminals, connectors & hardware
- Compact size fits in toolbox or pocket
- For occasional use



Protective Washers

Part No.	Description
9-435	Felt washers, top post terminal, black, 100 pieces
9-436	Felt washers, top post terminal, red, 100 pieces

- Contains long-lasting corrosion inhibitors to extend life of battery connectors & hardware
- Easy to install - slip over post



SERVICE KITS

Field Service Kit (9-1002)



9-1002

Replacement Part No.	Description	Qty.
4-100	Heavy-duty hand-held cable cutter	1
4-152	Heavy-duty hand-held hex crimp tool	1
6-211	Red 6" heat shrink tubing, 6-2/0 ga	2
6-212	Black 6" heat shrink tubing, 6-2/0 ga	2
8-1160	2/0 ga. straight clamps, positive	2
8-1161	2/0 ga. straight clamps, negative	2
8-1460	2/0 ga. flag clamps, positive	2
8-1461	2/0 ga. flag clamps, negative	2
8-4165	2/0 ga. heavy-duty tin plated straight lugs, 1/2" stud	2
8-4763	2/0 ga. single cable locking anti-rotational lugs, 3/8" stud	2
8-4863	2/0 ga. dual cable locking anti-rotational lugs, 3/8" stud	2
8-7124	Red terminal protectors, straight clamps - fits 1/0 & 2/0 ga.	4
8-7125	Black terminal protectors, straight clamps - fits 1/0 & 2/0 ga.	4
8-7142	Red terminal protectors, flag clamps - fits 1/0 & 2/0 ga.	2
8-7143	Black terminal protectors, flag clamps - fits 1/0 & 2/0 ga.	2

- Field repair kit contains components to build or repair 2/0 battery cables
- Portable & convenient

Field Service Kit - Heavy Duty (9-1004)

Replacement Part No.	Description	Qty.
6-404	Black 1.5" heat shrink tubing, 6-2/0 ga.	20
6-405	Red 1.5" heat shrink tubing, 6-2/0 ga.	20
8-651	5/16" x 1 3/8" tin plated battery bolts & 5/16" nuts	28
8-662	3/8" stainless steel closed cap nuts	5
8-1160	2/0 ga. straight clamps, positive	10
8-1161	2/0 ga. straight clamps, negative	10
8-1460	2/0 ga. flag clamps, positive	4
8-1461	2/0 ga. flag clamps, negative	4
8-2263	2/0 ga. tin plated straight lugs, 3/8" stud	10
8-2265	2/0 ga. tin plated straight lugs, 1/2" stud	10
8-2763	2/0 ga. terminal locking lugs, 3/8" stud	10
8-2765	2/0 ga. terminal locking lugs, 1/2" stud	5
8-4165	2/0 ga. heavy-duty tin plated straight lugs, 1/2" stud	5
8-4763	2/0 ga. single cable locking anti-rotational lugs, 3/8" stud	5
8-4863	2/0 ga. dual cable locking anti-rotational lugs, 3/8" stud	4
8-7124	Red terminal protectors, straight clamps - fits 1/0 & 2/0 ga.	5
8-7125	Black terminal protectors, straight clamps - fits 1/0 & 2/0 ga.	5
8-7142	Red terminal protectors, flag clamps - fits 1/0 & 2/0 ga.	3
8-7143	Black terminal protectors, flag clamps - fits 1/0 & 2/0 ga.	3



9-1004

- Assortment contains components needed to make OEM quality cables
- Durable 24 compartment metal box with handle & latch fits into standard fastener rack

WIRE TERMINALS

STOP WIRE CORROSION



Not only do unsealed connectors corrode, they pull loose from the connector

MAKE PERMANENT REPAIRS

STA-DRY® Heat Shrink Connectors

LAST AS LONG AS THE WIRE!



STA-DRY® HEAT SHRINK CONNECTOR

STA-DRY® CLEAR-VU™



1-1662

STA-DRY® CRIMP, SOLDER & SEAL™



1-1862

STA-DRY® SOLDER & SEAL™



1-2062

STA-DRY® CRIMP & SEAL™



1-1962

STA-DRY® CRIMP, SOLDER & SEAL™



1-1724


**Designed to meet the harshest electrical demands
a tractor or trailer will encounter!**

STA-DRY® CRIMP, SOLDER & SEAL™

The Ultimate Electrical Connection!



- Crimp provides mechanical reliability & holds wires in place for soldering
- Solder flows into window to solder wire to connector
- Solder provides maximum tensile strength & conductivity
- Seal prevents wire corrosion...Keeps out moisture and road salts
- Crimp, Solder & Seal Connectors meet or exceed the most stringent OEM standards



Butt Connectors



Heat Required



NEW SHAKE JAR

Color	Gauge	Qty.	Pkg.	Part No.
Red	22-18	25	Bag	1-1863
Red	22-18	100	Bag	1-1863-100
Red	22-18	500	Bag	1-1863-500
Red	22-18	5	Clamshell	1-1863C
Red	22-18	100	Jar	1-1863J
Blue	16-14	25	Bag	1-1862
Blue	16-14	100	Bag	1-1862-100
Blue	16-14	500	Bag	1-1862-500
Blue	16-14	5	Clamshell	1-1862C
Blue	16-14	100	Jar	1-1862J
Yellow	12-10	25	Bag	1-1861
Yellow	12-10	100	Bag	1-1861-100
Yellow	12-10	500	Bag	1-1861-500
Yellow	12-10	5	Clamshell	1-1861C
Yellow	12-10	60	Jar	1-1861J

Ring Terminals



Heat Required



Color	Gauge	Stud	Qty.	Pkg.	Part No.
Red	22-18	#10	25	Bag	1-1878
Blue	16-14	#10	25	Bag	1-1875
Blue	16-14	1/4"	25	Bag	1-1876
Blue	16-14	3/8"	25	Bag	1-1877
Blue	16-14	#10	5	Clamshell	1-1875C
Yellow	12-10	#10	25	Bag	1-1871
Yellow	12-10	1/4"	25	Bag	1-1873
Yellow	12-10	3/8"	25	Bag	1-1874
Yellow	12-10	1/2"	25	Bag	1-1872
Yellow	12-10	1/4"	5	Clamshell	1-1873C
Yellow	12-10	3/8"	5	Clamshell	1-1874C

Spade Terminals

Color	Gauge	Stud	Qty.	Pkg.	Part No.
Blue	16-14	#10	25	Bag	1-1880
Yellow	12-10	#10	25	Bag	1-1879



Heat Required



Slip-On

Color	Gauge	Stud	Qty.	Pkg.	Part No.
Yellow	12-10	Female	25	Bag	1-1891
Yellow	12-10	Male	25	Bag	1-1892
Blue	16-14	Female	25	Bag	1-1893
Blue	16-14	Female	5	Clamshell	1-1893C
Blue	16-14	Male	25	Bag	1-1894



Heat Required



STA-DRY® CRIMP, SOLDER & SEAL™ Kit

Kit Contents

Connector Style	Gauge & Size	Part No.	1-1803 Mini Kit
Butt Connector	22-18	1-1863	(4)
Butt Connector	16-14	1-1862	(8)
Butt Connector	12-10	1-1861	(4)
Ring	22-18, 10"	1-1878	(3)
Ring	16-14, 10"	1-1875	(4)
Ring	16-14 1/4"	1-1876	(4)
Ring	16-14, 3/8"	1-1877	(4)
Ring	12-10, 1/4"	1-1873	(4)
Ring	12-10, 3/8"	1-1874	(4)
Insulated Female Slip-On	16-14, .250"	1-1893	(3)
Male Slip-On	16-14, .250"	1-1894	(3)



1-1803

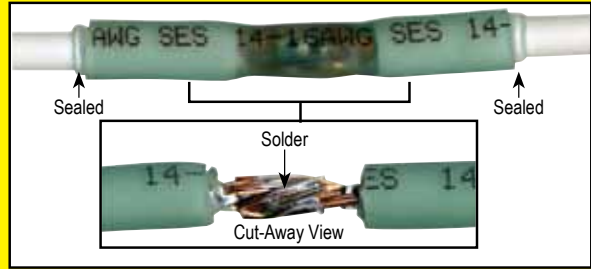
11 Part #'s, 45 Pieces
7 1/2" X 3 3/4"

STA-DRY® SOLDER & SEAL™

A Superior Electrical Connection!

75% stronger than 

- Solder terminations ... NO CRIMPING!!
- Solder provides maximum tensile strength & conductivity
- Seal prevents wire corrosion ... Keeps out moisture and road salts



Butt Connectors



Heat Required



Color	Gauge	Qty.	Pkg.	Part No.
Red	22-18	25	Bag	1-2061
Red	22-18	100	Bag	1-2061-100
Blue	16-14	25	Bag	1-2062
Blue	16-14	100	Bag	1-2062-100
Yellow	12-10	25	Bag	1-2063
Yellow	12-10	100	Bag	1-2063-100

Ring Terminals



Heat Required



Color	Gauge	Stud	Qty.	Pkg.	Part No.
Red	22-18	#10	25	Bag	1-2043
Red	22-18	1/4"	25	Bag	1-2044
Blue	16-14	#8	25	Bag	1-2022
Blue	16-14	#10	25	Bag	1-2023
Blue	16-14	1/4"	25	Bag	1-2024
Blue	16-14	3/8"	25	Bag	1-2026
Blue	16-14	#10	5	Clamshell	1-2023C
Blue	16-14	1/4"	5	Clamshell	1-2024C
Blue	16-14	3/8"	5	Clamshell	1-2026C
Yellow	12-10	#10	25	Bag	1-2035
Yellow	12-10	1/4"	25	Bag	1-2034
Yellow	12-10	3/8"	25	Bag	1-2036
Yellow	12-10	1/2"	25	Bag	1-2038
Yellow	12-10	1/4"	5	Clamshell	1-2034C
Yellow	12-10	3/8"	5	Clamshell	1-2036C

Spade Terminals

Color	Gauge	Stud	Qty.	Pkg.	Part No.
Blue	16-14	#10	25	Bag	1-2029
Yellow	12-10	#10	25	Bag	1-2033



Heat Required



Slip On

Color	Gauge	Tab	Style	Qty.	Pkg.	Part No.
Blue	16-14	.250"	Female	25	Bag	1-2071
Blue	16-14	.250"	Male	25	Bag	1-2072
Yellow	12-10	.250"	Female	25	Bag	1-2055
Yellow	12-10	.250"	Male	25	Bag	1-2056



Heat Required



STA-DRY® SOLDER & SEAL™ Kits

1-2003 Kit Contents

Color	Gauge & Size	Part No.	Qty.
Butt Connector	22-18	1-2061	(5)
Butt Connector	16-14	1-2062	(10)
Butt Connector	12-10	1-2063	(5)
Ring	22-18, 10"	1-2043	(4)
Ring	16-14, 10"	1-2023	(4)
Ring	16-14, 3/8"	1-2026	(4)
Ring	12-10, 1/4"	1-2034	(4)
Ring	12-10, 3/8"	1-2036	(4)
Female Slip-On	16-14, .250"	1-2071	(4)
Male Slip-On	16-14, .250"	1-2072	(4)
Male Slip-On	12-10, .250"	1-2056	-



Part # 1-2003


10 Parts #'s
48 Pieces
7 1/2" x 3 3/4"

STA-DRY® CRIMP & SEAL™

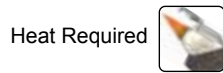
A Strong Electrical Connection!

50% stronger than 

- Crimp provides mechanical reliability for excellent conductivity
- Seal prevents wire corrosion ... Keeps out moisture and road salts



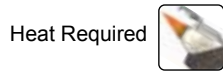

Butt Connectors



NEW SHAKE JAR

Color	Gauge	Qty.	Pkg.	Part No.
Red	22-18	25	Bag	1-1961
Red	22-18	100	Bag	1-1961-100
Red	22-18	500	Bag	1-1961-500
Red	22-18	5	Clamshell	1-1961C
Red	22-18	100	Jar	1-1961J
Blue	16-14	25	Bag	1-1962
Blue	16-14	100	Bag	1-1962-100
Blue	16-14	500	Bag	1-1962-500
Blue	16-14	5	Clamshell	1-1962C
Blue	16-14	100	Jar	1-1962J
Yellow	12-10	25	Bag	1-1963
Yellow	12-10	100	Bag	1-1963-100
Yellow	12-10	500	Bag	1-1963-500
Yellow	12-10	5	Clamshell	1-1963C
Yellow	12-10	60	Jar	1-1963J
Red	8	25	Bag	1-1964

Step-Down Connectors



Color	Gauge	Side 1 ga	TO	Side 2 ga	Qty.	Part No.
Blue	16-14	20-18		16-14	10	1-1728
Yellow	12-10	16-14		12-10	10	1-1727
Red	8	12-10		8	10	1-1726

- Connects 2 different wire gauges
- Each end color coded



Ring Terminals

Color	Gauge	Stud	Qty.	Pkg.	Part No.
Red	22-18	#6	25	Bag	1-1917
Red	22-18	#8	25	Bag	1-1918
Red	22-18	#10	25	Bag	1-1919
Red	22-18	1/4"	25	Bag	1-1920
Red	22-18	#10	5	Clamshell	1-1919C
Blue	16-14	#6	25	Bag	1-1921
Blue	16-14	#8	25	Bag	1-1922
Blue	16-14	#10	25	Bag	1-1923
Blue	16-14	#10	100	Bag	1-1923-100
Blue	16-14	1/4"	25	Bag	1-1924
Blue	16-14	1/4"	100	Bag	1-1924-100
Blue	16-14	5/16"	25	Bag	1-1925
Blue	16-14	3/8"	25	Bag	1-1926
Blue	16-14	3/8"	100	Bag	1-1926-100
Blue	16-14	#10	5	Clamshell	1-1923C
Blue	16-14	1/4"	5	Clamshell	1-1924C
Blue	16-14	3/8"	5	Clamshell	1-1926C
Yellow	12-10	#8	25	Bag	1-1932
Yellow	12-10	#10	25	Bag	1-1933
Yellow	12-10	#10	100	Bag	1-1933-100
Yellow	12-10	1/4"	25	Bag	1-1934
Yellow	12-10	1/4"	100	Bag	1-1934-100
Yellow	12-10	5/16"	25	Bag	1-1935
Yellow	12-10	3/8"	25	Bag	1-1936
Yellow	12-10	3/8"	100	Bag	1-1936-100
Yellow	12-10	1/2"	25	Bag	1-1937
Yellow	12-10	#10	5	Clamshell	1-1933C
Yellow	12-10	1/4"	5	Clamshell	1-1934C
Red	8	#10	10	Bag	1-1945
Red	8	1/4"	10	Bag	1-1946
Red	8	5/16"	10	Bag	1-1947
Red	8	3/8"	10	Bag	1-1948
Red	8	1/2"	10	Bag	1-1949



Heat Required



Spade Terminals

Color	Gauge	Stud	Qty.	Pkg.	Part No.
Blue	16-14	#6	25	Bag	1-1940
Blue	16-14	#8	25	Bag	1-1941
Blue	16-14	#10	25	Bag	1-1942
Yellow	12-10	#10	25	Bag	1-1944



Heat Required



Fully Insulated Slip-On



Color	Gauge	Tab	Style	Qty.	Pkg.	Part No.
Red	22-18	.250"	Female	25	Bag	1-1975
Red	22-18	.250"	Female	5	Clamshell	1-1975C
Red	22-18	.250"	Male	25	Bag	1-1976
Red	22-18	.250"	Male	5	Clamshell	1-1976C
Blue	16-14	.250"	Female	25	Bag	1-1971
Blue	16-14	.250"	Female	100	Bag	1-1971-100
Blue	16-14	.250"	Female	5	Clamshell	1-1971C
Blue	16-14	.250"	Male	25	Bag	1-1972
Blue	16-14	.250"	Male	100	Bag	1-1972-100
Blue	16-14	.250"	Male	5	Clamshell	1-1972C
Yellow	12-10	.250"	Female	25	Bag	1-1965
Yellow	12-10	.250"	Female	5	Clamshell	1-1965C
Yellow	12-10	.250"	Male	25	Bag	1-1966
Yellow	12-10	.250"	Male	100	Bag	1-1966-100

Slip-On



Color	Gauge	Tab	Style	Qty.	Pkg.	Part No.
Red	22-18	.110"	Female	25	Bag	1-1950
Red	22-18	.250"	Female	25	Bag	1-1951
Red	22-18	.250"	Male	25	Bag	1-1952
Blue	16-14	.187"	Female	25	Bag	1-1953
Blue	16-14	.250"	Male	25	Bag	1-1955
Yellow	12-10	.250"	Female	25	Bag	1-1956
Yellow	12-10	.250"	Male	25	Bag	1-1957

Female Bullet



Color	Gauge	Dia.	Style	Qty.	Pkg.	Part No.
Red	22-18	.157"	Female	25	Bag	1-1981
Red	22-18	.180"	Female	25	Bag	1-2266
Blue	16-14	.157"	Female	25	Bag	1-1983
Blue	16-14	.180"	Female	25	Bag	1-2267
Blue	16-14	.180"	Female	100	Bag	1-2267-100
Blue	16-14	.180"	Female	5	Clamshell	1-2267C

4-Wire Connectors



Color	Gauge	Qty.	Pkg.	Part No.
Blue	16-14	25	Bag	1-2241
Yellow	12-10	25	Bag	1-2242

Male Bullet

Color	Gauge	Dia.	Style	Qty.	Pkg.	Part No.
Red	22-18	.157"	Male	25	Bag	1-1982
Red	22-18	.180"	Male	25	Bag	1-2268
Blue	16-14	.157"	Male	25	Bag	1-1984
Blue	16-14	.180"	Male	25	Bag	1-2269
Blue	16-14	.180"	Male	100	Bag	1-2269-100
Blue	16-14	.180"	Male	5	Clamshell	1-2269C



STA-DRY® CRIMP & SEAL™ Kits



Part # 1-1905

4 Parts #'s
30 Pieces
1 Mini-Torch
7 1/2" x 3 3/4"



Part # 1-1903

12 Parts #'s
56 Pieces
7 1/2" x 3 3/4"



Part # 1-1900


12 Parts #'s
115 Pieces
11" x 6 3/4"

Connector Style	Wire Gauge & Size	Part No.	1-1905 Mini Kit	1-1903 Mini Kit	1-1900 Kit
Butt Connector	22-18	1-1961	(10)	(5)	(20)
Butt Connector	16-14	1-1962	(10)	(10)	(30)
Butt Connector	12-10	1-1963	(10)	(5)	(20)
Ring	22-18, #10	1-1919	-	(4)	(5)
Ring	16-14, #10	1-1923	-	(4)	(5)
Ring	16-14, 1/4"	1-1924	-	(4)	(5)
Ring	16-14, 3/8"	1-1926	-	(4)	(5)
Ring	12-10, #10	1-1933	-	(4)	(5)
Ring	12-10, 1/4"	1-1934	-	(4)	(5)
Female Coupler	22-18, .250"	1-1975	-	(4)	-
Female Coupler	16-14, .250"	1-1971	-	(4)	(5)
Male Coupler	16-14, .250"	1-1972	-	(4)	(5)
Mini-Jet Torch		4-054	(1)	-	-

Numbers in () indicate quantity in kit

STA-DRY® CLEAR-VU™ CRIMP & SEAL™


- CLEAR-VU™ Crystal-clear tubing provides unparalleled visual inspection
- Window ensures the wire is stripped to the proper length & is fully seated to wire stop
- Color-coded stripes identify wire gauge size to use and where to crimp the connector
- Crimp provides mechanical reliability for excellent conductivity
- Waterproof seal prevents wire corrosion ...Keeps out moisture and road salts
- Seamless barrel ensures superior crimp performance
- Wire-stop prevents over-insertion of wire
- Wire gauge imprint simplifies wire size identification



CLEAR-VU™ Window Butt Connectors



Color	Gauge	Qty.	Pkg.	Part No.
Red	22-18	25	Bag	1-1661
Red	22-18	100	Bag	1-1661-100
Red	22-18	100	Jar	1-1661J
Blue	16-14	25	Bag	1-1662
Blue	16-14	100	Bag	1-1662-100
Blue	16-14	100	Jar	1-1662J
Yellow	12-10	25	Bag	1-1663
Yellow	12-10	100	Bag	1-1663-100
Yellow	12-10	60	Jar	1-1663J




SHAKE JAR

WIRE TERMINALS

STA-DRY® MULTIPLE WIRE CONNECTORS

- Window ensures the wire is stripped the proper length & is fully seated to wire stop
- Allows for "Daisy Chain" by joining 3 wires in-line
- Active adhesive seals between multiple wires to prevent corrosion
- Tapered barrel has a uniform copper wall, making it easy to crimp with a strong termination
- Color-coded stripes identify wire gauge size to use and where to crimp the connector
- Crimp provides mechanical reliability for excellent conductivity




Multiple Wire Connectors

Color	Gauge	Tubing Color	Qty.	Pkg.	Part No.
Red	22-18	Clear/Red	10	Bag	1-1725
Red	22-18	Clear/Red	100	Bag	1-1725-100
Blue	16-14	Clear/Blue	10	Bag	1-1724
Blue	16-14	Clear/Blue	100	Bag	1-1724-100
Yellow	12-10	Clear/Yellow	10	Bag	1-1723
Yellow	12-10	Clear/Yellow	100	Bag	1-1723-100



Closed-End Connectors

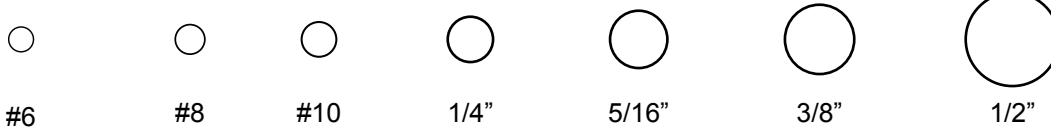
Color	Gauge	Tubing Color	Qty.	Pkg.	Part No.
Blue	22-14	Clear/Blue	10	Bag	1-1730
Yellow	18-10	Clear/Yellow	10	Bag	1-1729



NYLON TERMINALS

STUD HOLE CHART

Actual-Size Stud Hole Gauge



Stud Size	6	8	10	1/4	5/16	3/8	1/2
Hole Diam. - in	.143	.169	.196	.262	.323	.388	.516
Hole Diam. - mm	3.3632	4.292	4.978	6.655	8.204	9.855	13.106

Butt Connectors - Nylon



Color	Gauge	Qty.	Pkg.	Part No.
Red	22-18	100	Bag	1-2261
Blue	16-14	100	Bag	1-2262
Yellow	12-10	100	Bag	1-2263
Red	8	50	Bag	1-2265
Blue	6	50	Bag	1-2264

Ring Terminals - Nylon



Color	Gauge	Stud	Qty.	Pkg.	Part No.
Red	8	1/4"	50	Bag	1-2244
		3/8"	50	Bag	1-2246
		1/2"	50	Bag	1-2247
Blue	6	1/4"	50	Bag	1-2254
		3/8"	50	Bag	1-2256
		1/2"	50	Bag	1-2257

Slip-On Terminals - Nylon



Color	Gauge	Tab	Qty.	Pkg.	Part No.
Blue	16-14	.250 F	100	Bag	1-2271
Blue	16-14	.250 M	100	Bag	1-2272
Yellow	12-10	.250 F	100	Bag	1-2273
Yellow	12-10	.250 M	100	Bag	1-2274

Fully Insulated Slip-On Terminals - Nylon

Color	Gauge	Tab	Qty.	Pkg.	Part No.
Blue	16-14	.250 M	100	Bag	1-2275
		.250 F	100	Bag	1-2276



Bullet Connectors - Nylon

Color	Gauge	Dia.	Qty.	Pkg.	Part No.
Blue	16-14	.157 F	100	Bag	1-2281
		.157 M	100	Bag	1-2282
		.176 F	100	Bag	1-2283
		.176 M	100	Bag	1-2284



Wire Terminal Kit - Nylon/PVC (1-2200)

1-2200 Kit Contents

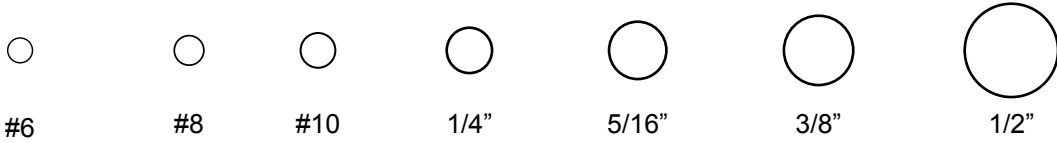
Replacement Part No.	Description	Qty.
1-2275	Quick-Slide Terminal - 16-14 ga., Male, Insulated Nylon	25
1-2276	Quick-Slide Terminal - 16-14 ga., Female, Insulated Nylon	50
1-2283	Bullet Receptacle - 16-14 ga., 176, Female, Insulated Nylon	25
1-2284	Bullet Receptacle - 16-14 ga., 176, Male, Insulated Nylon	25
1-51006	Butt Connector - 22-18 ga., Insulated PVC	50
1-51106	Butt Connector - 16-14 ga., Insulated PVC	50
1-51206	Butt Connector - 12-10 ga., Insulated PVC	50
1-52126	Ring Terminal - 16-14 ga., #10, Insulated PVC	25
1-52136	Ring Terminal - 16-14 ga., 1/4", Insulated PVC	25
1-52156	Ring Terminal - 16-14 ga., 3/8", Insulated PVC	25
1-52226	Ring Terminal - 12-10 ga., #10, Insulated PVC	25
1-52236	Ring Terminal - 12-10 ga., 1/4", Insulated PVC	25
1-52256	Ring Terminal - 12-10 ga., 3/8", Insulated PVC	25
1-53105	Slide Terminal - 16-14 ga., .250 Male, Insulated PVC	25
1-53115	Slide Terminal - 16-14 ga., .250 Female, Insulated PVC	25
1-54124	Spade Terminal - 16-14 ga., #10, PVC	25
1-54224	Spade Terminal - 12-10 ga., #10, PVC	25
1-56106	Quick Splice - 16-14 ga., Inline, PVC	25
1-52104	Ring Terminal - 16-14 ga., #6, Insulated PVC	25
4-214	Shop Tool - Wire Stripping and Crimping Tool	1
8-48087	STA-DRY® Cable Tie - 8" Blade, Nylon, 50lb.	20

**1-2200**

PVC TERMINALS

STUD HOLE CHART

Actual-Size Stud Hole Gauge



Stud Size	6	8	10	1/4	5/16	3/8	1/2
Hole Diam. - in	.143	.169	.196	.262	.323	.388	.516
Hole Diam. - mm	3.3632	4.292	4.978	6.655	8.204	9.855	13.106

Butt Connectors - PVC



Color	Gauge	Qty.	Pkg.	Part No.
Red	22-18	100	Bag	1-51006
Blue	16-14	25	Bag	1-51104
		100	Bag	1-51106
Yellow	12-10	25	Bag	1-51204
		100	Bag	1-51206


Hook Terminal - PVC



Color	Gauge	Stud	Qty.	Pkg.	Part No.
Blue	16-14	#8	25	Bag	1-52414
		#10	25	Bag	1-52424

Ring Terminals - PVC

Color	Gauge	Stud	Qty.	Pkg.	Part No.
Red	22-18	#10	100	Bag	1-52026
		1/4"	25	Bag	1-52034
		5/16"	25	Bag	1-52044
		3/8"	25	Bag	1-52054
Blue	16-14	#8	100	Bag	1-52116
		#10	100	Bag	1-52126
		1/4"	100	Bag	1-52136
		5/16"	100	Bag	1-52146
		3/8"	100	Bag	1-52156
		#6	25	Bag	1-52104
		#8	25	Bag	1-52114
		#10	25	Bag	1-52124
		1/4"	25	Bag	1-52134
		5/16"	25	Bag	1-52144
		3/8"	25	Bag	1-52154
Yellow	12-10	#8	100	Bag	1-52216
		#10	100	Bag	1-52226
		1/4"	100	Bag	1-52236
		5/16"	100	Bag	1-52246
		3/8"	100	Bag	1-52256
		1/2"	50	Bag	1-52265
		#8	25	Bag	1-52214
		#10	25	Bag	1-52224
		1/4"	25	Bag	1-52234
		5/16"	25	Bag	1-52244
		3/8"	25	Bag	1-52254
		1/2"	25	Bag	1-52264



SPADE TERMINALS - PVC

Color	Gauge	Stud	Qty.	Pkg.	Part No.
Red	22-18	#6	25	Bag	1-54004
		#8	25	Bag	1-54014
		#10	25	Bag	1-54024
Blue	16-14	#6	25	Bag	1-54104
		#8	25	Bag	1-54114
		#10	25	Bag	1-54124
Yellow	12-10	#10	25	Bag	1-54224
		1/4"	25	Bag	1-54234



Slip-On Terminals - PVC



Color	Gauge	Tab	Qty.	Pkg.	Part No.
Red	22-18	.250" M	100	Bag	1-53006
		.250" F	100	Bag	1-53016
		.250" M	25	Bag	1-53004
		.250" F	25	Bag	1-53014
Blue	16-14	.250" M	50	Bag	1-53105
		.250" F	50	Bag	1-53115
		.250" M	25	Bag	1-53104
		.250" F	25	Bag	1-53114
		.187" M	25	Bag	1-53124
		.187" F	25	Bag	1-53134
Yellow	12-10	.250" M	100	Bag	1-53206
		.250" F	100	Bag	1-53216
		.250" M	25	Bag	1-53204
		.250" F	25	Bag	1-53214

Fully Insulated Slip-On Terminals - PVC



Color	Gauge	Tab	Qty.	Pkg.	Part No.
Red	22-18	.250" M	25	Bag	1-53304
		.250" F	25	Bag	1-53314
Blue	16-14	.250" M	25	Bag	1-53404
		.250" F	25	Bag	1-53414
Yellow	12-10	.250" M	50	Bag	1-53505
		.250" F	50	Bag	1-53515
		.250" M	25	Bag	1-53504
		.250" F	25	Bag	1-53514

Bullet Connectors - PVC



Color	Gauge	Diameter	Qty.	Pkg.	Part No.
Blue	16-14	.157" M	100	Bag	1-55106
		.157" F	100	Bag	1-55116
		.188" M	50	Bag	1-55125
		.188" F	50	Bag	1-55135
		.157" M	25	Bag	1-55104
		.157" F	25	Bag	1-55114
		.188" M	25	Bag	1-55124
		.188" F	25	Bag	1-55134

Quick Splice - PVC

Color	Gauge	Style	Qty.	Pkg.	Part No.
Red	22-18	Inline	15	Bag	1-56003
		T-tap	15	Bag	1-56013
		Inline	5	Bag	1-56001
		T-tap	5	Bag	1-56011
Blue	16-14	Inline	100	Bag	1-56106
		T-tap	100	Bag	1-56116
		Inline	5	Bag	1-56101
		Inline	25	Bag	1-56104
		T-tap	5	Bag	1-56111
		T-tap	25	Bag	1-56114
Yellow	12-10	Inline	15	Bag	1-56203
		T-tap	15	Bag	1-56213
		Inline	5	Bag	1-56201
		T-tap	5	Bag	1-56211



3-Wire Connectors - PVC

Color	Gauge	Qty.	Pkg.	Part No.
Blue	16-14	5	Bag	1-56131
Yellow	12-10	5	Bag	1-56231



4-Wire Connectors - PVC

Color	Gauge	Qty.	Pkg.	Part No.
Blue	16-14	5	Bag	1-56141
Yellow	12-10	5	Bag	1-56241



HEAT SHRINK TUBING



Phillips STA-DRY® heat shrink tubing provides the best protection for connections subject to extreme conditions. Heat shrink tubing provides outstanding defense from calcium and magnesium chlorides, heat, shock, cold, vibration, moisture and other critical environmental conditions.

DO IT ONCE. DO IT RIGHT.

Heat shrink tubing can extend the life of terminals indefinitely and assures reliable electrical performance. When heated, the inner wall of adhesive within Dual Wall tubing conforms to the size and shape of the underlying materials making a fast, easy, semi-permanent seal with natural strain-relief properties.

	Heavy-Duty Dual Wall	CLEAR-VU™ Hi-Flow	CLEAR-VU™ Dual Wall	Flexible Dual Wall	Single Wall
Material	Cross-Linked Polyolefin	Cross-Linked Polyolefin	Cross-Linked Polyolefin	Cross-Linked Polyolefin	Cross-Linked Polyolefin
Shrink Ratio	3:1	4:1	3:1	3:1	2:1
Colors	Red & Black	Clear	Translucent Red, Blue, Yellow	Red, Black & Clear	Red, Blue, Yellow
Meltable Sealant	Yes	Yes	Yes	Yes	No
UL	486 D	No	E157227	E157227	E35506
CSA	C622.2	No	No	No	LR31929
Military Spec.	MIL-DTL-23053/15, Class 2	No	MIL-DTL-23053/4	MIL-DTL-23053/4 Class 3	MIL-DTL-23053/5, Class 1
Flame Retardant	Yes	No	No	Red & Black	Yes
Operating Temperature	-67°F To 230°F (-55°C To 110°C)	-67°F To 230°F (-55°C To 110°C)	-67°F To 230°F (-55°C To 110°C)	-67°F To 230°F (-55°C To 110°C)	-67°F To 275°F (-55°C To 135°C)

STA-DRY® Heavy-Duty Dual Wall



Heat Required



- Waterproofs, seals & insulates
- Adhesive lined cross-linked Polyolefin
- Color-coded for polarity identification
- Dielectric strength: 500 volts
- "C" in part number denotes clamshell package
- Ideal for battery cable


	Color	Wire Gauge*	Expanded ID	After Recovery	Qty.	Length	Part No.
RED	Red	8-6	0.50"	0.16"	6	6"	6-210
	Red	8-6	0.50"	0.16"	6	1.5"	6-403
	Red	6-2	0.75"	0.24"	6	6"	6-211
	Red	6-2	0.75"	0.24"	1	6"	6-211C
	Red	6-2	0.75"	0.24"	6	1.5"	6-405
	Red	1-4/0	1.10"	0.35"	6	6"	6-207
	Red	1-4/0	1.10"	0.35"	6	2"	6-401
	Red	1-4/0	1.10"	0.35"	1	48"	6-209
	BLACK	Black	12-10	0.40"	0.15"	6	6"
Black		8-6	0.50"	0.16"	6	6"	6-204
Black		8-6	0.50"	0.16"	6	1.5"	6-402
Black		6-2	0.75"	0.24"	6	6"	6-212
Black		6-2	0.75"	0.24"	1	6"	6-212C
Black		6-2	0.75"	0.24"	6	1.5"	6-404
Black		1-4/0	1.10"	0.35"	6	6"	6-206
Black		1-4/0	1.10"	0.35"	6	2"	6-400
Black		1-4/0	1.10"	0.35"	1	48"	6-208

*Recommended wire gauge

STA-DRY® Hi-Adhesive Flow Tubing

Color	Wire Gauge*	Expanded ID	After Recovery	Qty.	Length	Part No.
Red	20-10	0.30"	0.06"	6	6"	6-351
Blue	16-8	0.35"	0.08"	6	6"	6-353
Yellow	14-4	0.45"	0.105"	6	6"	6-355
Orange	8-2/0	0.70"	0.175"	6	6"	6-357

- Waterproofs, seals & insulates
- Adhesive-lined, cross-linked Polyolefin
- Active adhesive seals between multiple wires to prevent corrosion
- Dielectric strength: 500 volts
- * Recommended wire gauge



Heat Required



STA-DRY® Flexible Dual Wall

	Color	Wire Gauge*	Expanded ID	After Recovery	Qty.	Length	Part No.	
RED	Red	1-2/0	0.750"	0.250"	6	6"	6-306	RED
	Red	3/0-4/0	1.000"	0.320"	6	6"	6-308	
BLACK	Black	22-18	0.125"	0.040"	6	6"	6-309	BLACK
	Black	16-14	0.187"	0.062"	6	6"	6-300	
	Black	12-10	0.250"	0.080"	6	6"	6-301	
	Black	8	0.375"	0.120"	6	6"	6-302	
	Black	6-2	0.500"	0.160"	6	6"	6-304	
	Black	1-2/0	0.750"	0.250"	6	6"	6-305	
	Black	3/0-4/0	1.000"	0.320"	6	6"	6-307	
Clear	Clear	22-18	0.040"	0.040"	6	6"	6-310	Clear
	Clear	16-14	0.062"	0.062"	6	6"	6-311	
	Clear	12-10	0.080"	0.080"	6	6"	6-312	
	Clear	8	0.120"	0.120"	6	6"	6-313	
	Clear	6-2	0.160"	0.160"	6	6"	6-314	
	Clear	1-2/0	0.250"	0.250"	6	6"	6-315	



Heat Required




- Waterproofs, seals & insulates
- Adhesive lined cross-linked Polyolefin
- Color-coded for polarity identification
- Dielectric strength: 700 volts

*Recommended wire gauge

STA-DRY® CLEAR-VU™ Dual Wall

	Color	Wire Gauge*	Expanded ID	After Recovery	Qty.	Length	Part No.	
RED	Red	22-18	0.245"	0.045"	6	6"	6-103	RED
	Red	22-18	0.245"	0.045"	3	6"	6-103C	
BLUE	Blue	16-14	0.245"	0.080"	6	6"	6-105	BLUE
	Blue	16-14	0.245"	0.080"	3	6"	6-105C	
Yellow	Yellow	12-10	0.360"	0.100"	6	6"	6-107	Yellow
	Yellow	12-10	0.360"	0.100"	3	6"	6-107C	



Heat Required



- Waterproof seal & insulates
- Adhesive lined cross-linked Polyolefin
- Color-coded for wire gauge identification
- "C" in part number denotes clamshell package
- Dielectric Strength: 900 volts

*Recommended wire gauge

Single Wall



	Color	Wire Gauge*	Expanded ID	After Recovery	Qty.	Length	Part No.	
RED	Red	22-18	.1875"	0.093"	6	6"	6-102	RED
	Red	22-18	.1875"	0.093"	6	6"	6-102C	
BLUE	Blue	16-14	.375"	.187"	6	6"	6-104	BLUE
	Blue	16-14	.375"	.187"	6	6"	6-104C	
Yellow	Yellow	12-10	.2500"	0.125"	6	6"	6-106	Yellow
	Yellow	12-10	.2500"	0.125"	6	6"	6-106C	

*Recommended wire gauge

- Insulates
- Flexible Polyolefin
- Color-coded for wire gauge identification
- "C" in part number denotes clamshell package
- Dielectric Strength: 900 volts

STA-DRY® Heat Shrink Tubing Kits



**STA-DRY®
Flexible Dual Wall
Part # 6-1800**

12 Part #'s
78 Pieces
11" X 6 3/4"

**PRIMARY WIRE
APPLICATIONS**



**STA-DRY®
Flexible Dual Wall
Part # 6-1801**

12 Part #'s
150 Pieces
Fits in Standard Cabinets

**PRIMARY WIRE
APPLICATIONS**

Part No.	Type	Wire Gauge	6-1800 Mini Kit	6-1801 Drawer
6-300	STA-DRY® Flexible Dual Wall	16-14 AWG	(10)	(15)
6-301	STA-DRY® Flexible Dual Wall	12-10 AWG	(10)	(15)
6-302	STA-DRY® Flexible Dual Wall	8 AWG	(5)	(10)
6-304	STA-DRY® Flexible Dual Wall	6-2 AWG	(2)	(10)
6-305	STA-DRY® Flexible Dual Wall	1/0-2/0 AWG	(2)	(10)
6-309	STA-DRY® Flexible Dual Wall	22-18 AWG	(10)	(15)
6-310	STA-DRY® Flexible Dual Wall	22-18 AWG	(10)	(15)
6-311	STA-DRY® Flexible Dual Wall	16-14 AWG	(10)	(15)
6-312	STA-DRY® Flexible Dual Wall	12-10 AWG	(10)	(15)
6-313	STA-DRY® Flexible Dual Wall	8 AWG	(5)	(10)
6-314	STA-DRY® Flexible Dual Wall	6-2 AWG	(2)	(10)
6-315	STA-DRY® Flexible Dual Wall	1/0-2/0 AWG	(2)	(10)
6-204	STA-DRY® Heavy-Duty Dual Wall	8-6 AWG	-	-
6-206	STA-DRY® Heavy-Duty Dual Wall	1/0-4/0 AWG	-	-
6-207	STA-DRY® Heavy-Duty Dual Wall	1/0-4/0 AWG	-	-
6-210	STA-DRY® Heavy-Duty Dual Wall	8-6 AWG	-	-
6-211	STA-DRY® Heavy-Duty Dual Wall	6-2 AWG	-	-
6-212	STA-DRY® Heavy-Duty Dual Wall	6-2 AWG	-	-

Numbers in () indicate quantity in kit

Self-Sealing Shrink Tape

Part No.	Description
6-521	1" x 30'
6-522	1" x 10'

- For watertight connections that cannot use heat
- Tape seals to itself and cures to a tight, yet flexible waterproof bond
- Can be applied in any weather condition
- Withstands hard cleaning chemicals and steam
- Conforms to the contours of oddly shaped objects
- Seals to rubber, plastics and metals
- Rated to -40°F (-40°C) to 212°F (100°C)



Self-Sealing Pads

Part No.	Description	Qty.
6-532	2.5" x 2.5" pads	25

- Designed for moisture protection on all electrical connections, such as battery terminals
- 45 mil thickness provides outstanding corrosion, chemical and UV protection
- Compatible with plastic, rubber and metal
- Rated from 0°F (-18°C) to 220°F (105°C)
- Rated to 600V





4-057
Professional Torch



**220 MINUTE
CAPACITY**

CABLE/WIRE SUPPORT & ACCESSORIES

Tracker Spring Kit



Keep cables off the deck plate!



Metal Snap-Clip - Quickly unhook the spring assembly without unbolting the tracker bar

Pin keeps the sleeve at the top of the spring

Durable PVC tube - Stays with the top of the spring

Heavy Gauge Galvanized Wire (.095) - Better recoil memory and longer spring life. Designed to hold heavier ABS cables and rubber air hoses with ease

Heavy Gauge Metal Snap-Clip - Unhook the hose holder in seconds

QWIK-SNAP™ patented "scissor" design - Allows cable/hose replacement in seconds!

Quick change - Save up to 5 minutes!

Watch our side by side comparison video and see how quickly our Tracker Bar Spring Kit can be changed out versus conventional methods.

Scan the QR code with any free QR reader smart phone app!
Or go to www.phillipsind.com



STOW-A-WAY™

Part No.	Description
15-041	1 plug, 2 gladhand holder
15-042	2 plug, 2 gladhand holder

- 32% of truckers Workmen's Comp claims are from accidents occurring behind the cab, according to leading insurance carriers
- STOW-A-WAY™ offers safe, easy storage for coiled electrical cables, liftgate cables and air lines when not in use
- Corrosion resistant and extremely durable
- Air & electrical can be coupled/uncoupled with both feet on the ground
- Angled for easy access



15-041

15-042

Mounting Kit

Part No.	Description
17-039	Mounting kit

- Securely mounts STOW-A-WAY™ to pogo sticks



Pogo Sticks

Part No.	Description
17-0240	24" chrome
17-0241	24" gold chromate
17-0400	40" chrome
17-0401	40" gold chromate

- Designed for heavier ABS cables
- Extra heavy-duty internal spring
- Can accept STOW-A-WAY™ (15-041, 15-042), with 17-039 mounting kit
- Includes QWIK-SNAP™ 3-hose holder
- 8" coated spring for corrosion resistance
- Heavy-duty 7/16" mounting bolt



Keep cables off the deck plate!

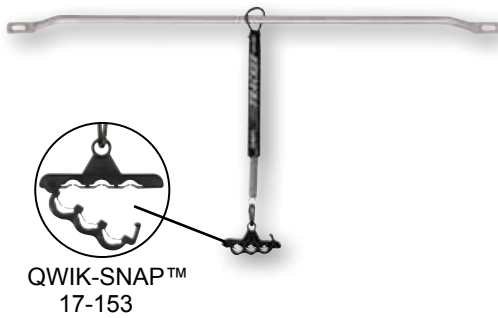


17-0241

17-0400

17-0401

Tracker Bar Kits

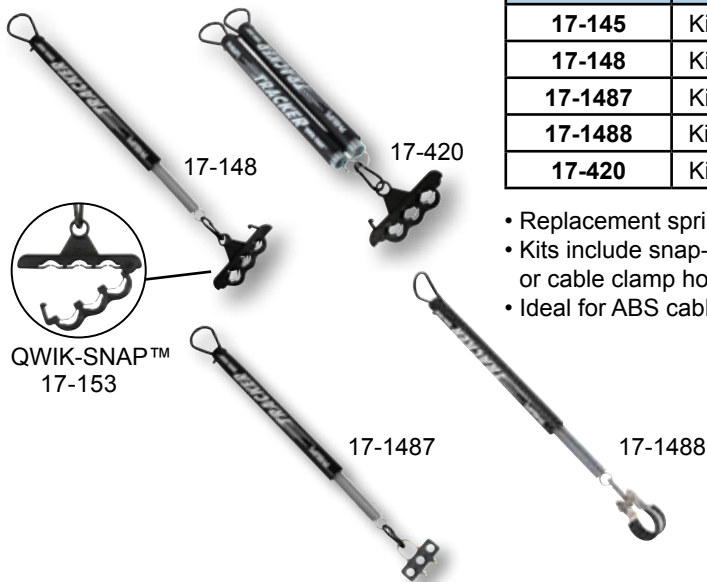


Part No.	Description
17-149	Kit with 43" bar & 20" spring
17-246	Kit with 36" bar & 25" spring
17-249	Kit with 36" bar & 20" spring

- Back of cab cable support
- Kits include bar, snap-on clip, sleeve, QWIK-SNAP™ 3-hose holder and spring
- Stainless steel bar



Tracker Spring Kits



Part No.	Description
17-145	Kit with single heavy-duty spring, 25", with QWIK-SNAP™
17-148	Kit with single heavy-duty spring, 20", with QWIK-SNAP™
17-1487	Kit with single heavy-duty spring, 20", with U-bolt holder
17-1488	Kit with 20.5" extra heavy-duty spring, with cable clamp holder
17-420	Kit with dual 16" springs, with QWIK-SNAP™

- Replacement spring and hardware for tracker bars
- Kits include snap-on clip, sleeve, spring(s) and 3-hose holder or cable clamp holder
- Ideal for ABS cable use



Sliding Axle Spring Kits



Part No.	Description
17-182	Single 16" spring with QWIK-SNAP™ 2-hose holder
17-183	Single 16" spring with QWIK-SNAP™ 3-hose holder

- Quick change - Save up to 5 minutes!
- Great spring memory
- Won't chaff hoses

Replacement Springs

Sliding Axles


Part No.	Description
17-103	3" spring with tandem frame clip, 3/4" O.D.
17-106	6" spring, 1" O.D.

- For use on trailers with sliding axles
- Supports air lines to rear axle
- 17-106 has pre-galvanized hard drawn wire per SAE-ASTM-A227-77
- All springs are 1" O.D.

Cable & Hose Support

Part No.	Description
17-111	11", tandem cable and air line support
17-116	16", recommended for straight cable assemblies
17-120	20", extra heavy-duty, for use with ABS coiled assemblies
17-121	20.5", extra heavy-duty, for use with combination electrical and air assemblies and with hydraulic lines NEW
17-125	25", extra heavy-duty, for use with ABS coiled assemblies

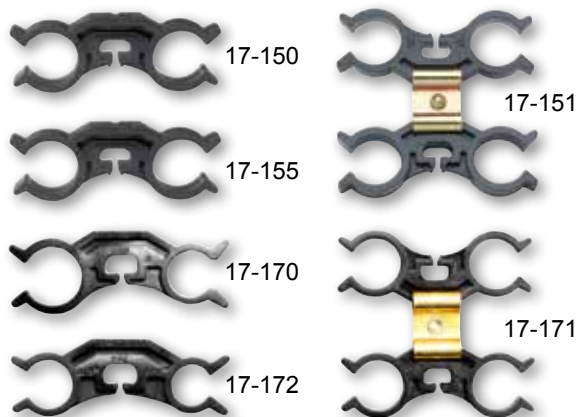
- Pre-galvanized hard drawn wire per SAE-ASTM-A227-77
- All springs are 1" O.D.



Hose Separators

Part No.	Description
17-150	2-hose separator, 3/8" hose
17-151	4-hose separator, 3/8" hose
17-155	2-hose separator, 1/2" hose
17-170	2-hose separator, 1/2" and 3/8" hose NEW
17-171	4-hose separator, 1/2" hose NEW
17-172	2-hose separator, 3/8" and 1/4" hose NEW


- Keeps nylon air hoses secure and out of the way
- For tractor coiled air, trailer slider hose applications



QWIK-SNAP™ Hose Holders


Part No.	Description
17-152	2-hose holder
17-153	3-hose holder
17-154	4-hose holder

- Easy to use with gloves - no loose parts
- Positive lock - stays connected at over 80 lbs. of pull force
- Durable nylon for extreme weather, corrosion and impact resistance
- Quicker than conventional hose holders - change hoses in seconds!
- Versatile design adjusts to accommodate 3/8" and 1/2" hoses
- Tested over 30,000 cycles with no sign of failure
- Patent # 8, 408, 501



Eye Bolt Hose Holders

NEW!



17-177

17-156

Part No.	Description
17-156	2-hose holder, 3/4" O.D.
17-177	3-hose holder, 3/4" O.D. NEW

- Zinc-plated hardware
- 2-piece ABS clamp

U-Bolt Hose Holders



17-157

17-158

Part No.	Description
17-157	3-hose holder, 3/4" O.D.
17-158	4-hose holder (2) 3/4" O.D. & (2) .5/8" O.D."

- Zinc-plated hardware
- 2-piece ABS clamp

Cable Clamp Holder



Part No.	Description
5-5008	Cable clamp holder

- Designed for use with the Electrical & Air Assemblies (3-IN-1 & 4-IN-1)
- Offers easy installation

Snap-On Clip

NEW!



Part No.	Description
17-160	Large snap-on clip, black, 4"
17-163	Small snap-on clip, black, 2.4"
17-169	Large snap-on clip, stainless steel, 4" NEW
17-173	Small snap-on clip, stainless steel, 2.4" NEW

- Offers easy replacement for spring kits
- No need to unhook tracker bar

Universal Gladhand Holder



15-039



15-040

Part No.	Description
15-039	Gold chromate
15-040	Chrome plated

- Accepts individual gladhands
- Mounts at back of cab or attaches to pogo stick

CABLE TIES



Phillips cable ties are manufactured to combine the lowest insertion force with the highest tensile strength. The design of the pawl (locking mechanism) makes Phillips cable ties superior in strength and allows our products to exceed the required industry standard tensile strengths.

Phillips mounting pads incorporate a unique no-slip tab that holds cable ties in place during installation.

Light & Medium-Duty Nylon - 18 & 50 lb



18 lb. Nylon						
Length	Per Bag	Tie Tensile	Bundle Diameter	MIL-Spec Reference	Part No.	Color
4"	100	18 lb.	1/16 - 7/8	MS3367-4-0	8-41047	UV Black

50 lb. Nylon						
Length	Per Bag	Tie Tensile	Bundle Diameter	MIL-Spec Reference	Part No.	Color
7.5"	100	50 lb.	1/16 - 1 7/8	MS3367-1-9	8-33087	Natural
11"	100	50 lb.	1/16 - 3 1/16	MS3367-7-9	8-33117	Natural
14"	100	50 lb.	1/16 - 4 1/8	MS3367-2-9	8-33147	Natural
7.5"	40	50 lb.	1/16 - 1 7/8	MS3367-1-0	8-43084	UV Black
	100				8-43087	UV Black
11"	100	50 lb.	1/16 - 3 1/16	MS3367-7-0	8-43117	UV Black
14"	100	50 lb.	1/16 - 4 1/8	MS3367-2-0	8-43147	UV Black

- UL recognized / CSA approved
- Operating temperature 32°F to 185°F (0°C to 85°C)


Heavy-Duty Nylon - 120 lb.

Length	Per Bag	Tie Tensile	Bundle Diameter	MIL-Spec Reference	Part No.	Color
15"	100	120 lb.	3/16 - 4 1/16	MS3367-3-9	8-34147	Natural
15"	100	120 lb.	3/16 - 4 1/16	MS3367-3-0	8-44147	UV Black

- UL recognized / CSA approved
- Operating temperature 32°F to 185°F (0°C to 85°C)



Mounting Hole - 50 & 120 lb.



Length	Per Bag	Tie Tensile	Screw Size	Bundle Diameter	Part No.	Color
8"	100	50 lb.	#10	1/16 - 1 3/4	8-49077	UV Black
15"	100	120 lb.	1/4"	3/16 - 4 1/16	8-49157	UV Black

- 8" UL recognized / CSA approved
- ROHS Compliant
- Operating temperature 32°F to 185°F (0°C to 85°C)

Releasable - 50 lb.



Length	Per Bag	Tie Tensile	Bundle Diameter	Part No.	Color
8"	100	50 lb.	1/8 - 2	8-48087	UV Black
14"	100	50 lb.	1/16 - 4	8-48147	UV Black

- 8" UL recognized / CSA approved
- ROHS Compliant
- Operating temperature 32°F to 185°F (0°C to 85°C)

Assortment Packs



8-61020

Length	Per Pack	Tie Tensile	Bundle Diameter	MIL-Spec Reference	Part No.	Color
4"	200	18 lb.	1/16 - 7/8	MS3367-4-0	8-61020	Black
7"	100	50 lb.	1/16 - 1 7/8	MS3367-1-0		
11"	100	50 lb.	1/16 - 3 1/16	MS3367-7-0		

- UL recognized / CSA approved
- Clamshell dimensions: 15" x 7 1/8 x 2"
- Great for shop use
- Operating temperature 32°F to 185°F (0°C to 85°C)

Mounting Pads



Length	Per Bag	Height	Slot Height	Slot Width	Adhesive	Part No.	Color
.74"	10	.19"	.05"	.20"	Rubber	8-30050	Natural
	100					8-30057	Natural
.74"	10	.19"	.05"	.20"	Rubber	8-40050	Black
	100					8-40057	Black

- UL recognized / CSA approved, excluding sticky adhesive

Makes installation easy!!!

Dual Tie Wraps

Part No.	Description	Pkg. Qty. Test	Weight	Recommended Stud Size In. (mm)	Min. Tensile Strength	Max. Bundle Dia. In. (mm)	Approx. Length In. (mm)	Approx. Width In. (mm)
8-45194	Dual Clamp Cable Ties Black, 19" length	25	1.3 lbs	1/4" (6.35)	150 lbs	2.3" each side (58.42)	19.2" (487.68)	0.50"



- Dual-head design lets you wrap two separate bundles with a single cable tie
- Mounting holes allow easy attachment to walls, trailers, and vehicle chassis
- Minimum 150 lb. tensile strength
- Provides parallel spacing between cable bundles, hoses, tubing or wires
- Made of high impact black nylon 6/6
- Operating temperature 32°F to 185°F (0°C to 85°C)

Cable Tie Installation Tool

Part No.	Description
4-231	Plastic Cable Tie Installation Tool



- Secures nylon cable ties
- Good for light-duty or occasional use, 18-50 lb ties

WIRE SUPPORT & ACCESSORIES


Spiral Wrap

Part No.	Description	Length
5-525	3/8" I.D.	100'
5-527	1/2" I.D.	100'
5-530	5/8" I.D.	100'
5-532	3/4" I.D.	100'
5-534	1" I.D.	100'
5-536	1 3/8" I.D.	100'
5-538	2" I.D.	100'



- For wrapping cables, wires, hoses or tubing
- Protects against abrasion, tangling, chaffing and wire pull-out
- High abrasion resistance
- Unaffected by most solvents
- UV resistant
- Operating range -40°F to 280°F (-40°C to 137°C)

Polyethylene Split Loom



Popular choice for routing and protection of wires

- Provides crush-resistant protection for electrical wires
- Protects electrical wires even when bent or twisted
- Wires are inserted quickly, eliminating the time needed for tape, braid or cloth loom
- Lightweight with excellent flexibility
- Good abrasion and chemical resistance
- Operating temperature range -40°F to 200°F

Part No.	I.D.	Length	Std. Pack
5-023	1/4"	100'	Box
5-023-250	1/4"	250'	Box
5-023-1000	1/4"	1000'	Spool
5-025	3/8"	100'	Box
5-025-250	3/8"	250'	Box
5-025-1000	3/8"	1000'	Spool
5-027	1/2"	100'	Box
5-027-250	1/2"	250'	Box
5-027-1000	1/2"	1000'	Spool
5-029	5/8"	100'	Box
5-029-250	5/8"	250'	Box

Part No.	I.D.	Length	Std. Pack
5-030	3/4"	100'	Box
5-030-250	3/4"	250'	Box
5-030-500	3/4"	500'	Spool
5-032	1"	100'	Box
5-032-250	1"	250'	Box
5-032-500	1"	500'	Spool
5-034	1 1/4"	100'	Box
5-034-250	1 1/4"	250'	Box
5-036	1 1/2"	100'	Box
5-036-250	1 1/2"	250'	Box
5-040	2"	100'	Box

Neoprene Grommets



Part No.	Groove Width	Drill Diameter	Center Hole	Qty.
5-710	1/16"	5/16"	3/16"	50
5-711	1/16"	7/16"	5/16"	50
5-712	1/16"	11/16"	7/16"	50
5-713	1/16"	7/8"	5/8"	50
5-714	1/4"	13/16"	9/16"	50
5-715	1/4"	1"	11/16"	50
5-716	1/4"	1 1/6"	3/4"	50

Protect your wire and cable from sharp edges

- Eliminates sharp and rough edges from through-holes
- Made from neoprene for durability and flexibility
- Adds a neat, clean look to any installation
- High resistance to acids, greases, oils and diesel fuels
- Grommets for 1/16" and 1/4" panels

Nylon Insulating Bushings




Part No.	Hole Diameter	Max. Thickness	Center Hole	Qty.
5-810	1/2"	1/8"	3/8"	50
5-811	3/4"	1/8"	5/8"	50
5-812	1"	1/8"	3/4"	50
5-813	1 1/4"	1/8"	15/16"	50
5-814	1 1/2"	1 1/4"	1 1/16"	50
5-815	1 3/4"	1 1/4"	1 3/8"	50
5-816	2"	1 1/4"	1 5/8"	50

DRILL HOLE - SNAP IN - RUN CABLE OR HOSE. IT'S THAT EASY!

- Easy to mount by quickly snapping into place
- Multiple locks ensure secure fit
- Protects wire, cable or tubing from sharp, unfinished edges
- Adds a neat, clean look to any installation
- Spring-like fingers snap out to hold the grommet in place

Rubber Cushion Clamps

- Provides electrical insulation and vibration absorption
- Allows for easy adding or rerouting of wires
- Recommended for long-term applications
- Galvanized steel for corrosion protection
- Elongated holes allow for minor adjustments of clamped parts



Note: When using with split loom, select the next size up from the size of the split loom. Example: 3/8" split loom needs 7/16" clamp

1/4" Mounting Hole

Part No.	Mounting Hole Size (A)	Tube Size (B)	Qty.
5-45034	1/4"	3/16"	25
5-45044	1/4"	1/4"	25
5-45054	1/4"	5/16"	25
5-45064	1/4"	3/8"	25
5-45074	1/4"	7/16"	25
5-45084	1/4"	1/2"	25
5-45094	1/4"	9/16"	25
5-45104	1/4"	5/8"	25
5-45124	1/4"	3/4"	25
5-45144	1/4"	7/8"	25
5-45164	1/4"	1"	25
5-45224	1/4"	1-1/8"	25
5-45241	1/4"	1-1/4"	5
5-45261	1/4"	1-3/8"	5
5-45271	1/4"	1-7/16"	5

3/8" Mounting Hole

Part No.	Mounting Hole Size (A)	Tube Size (B)	Qty.
5-46034	3/8"	3/16"	25
5-46044	3/8"	1/4"	25
5-46054	3/8"	5/16"	25
5-46064	3/8"	3/8"	25
5-46074	3/8"	7/16"	25
5-46084	3/8"	1/2"	25
5-46094	3/8"	9/16"	25
5-46104	3/8"	5/8"	25
5-46124	3/8"	3/4"	25
5-46144	3/8"	7/8"	25
5-46164	3/8"	1"	25
5-46224	3/8"	1-1/8"	25
5-46241	3/8"	1-1/4"	5
5-46261	3/8"	1-3/8"	5
5-46271	3/8"	1-7/16"	5
5-46281	3/8"	2"	5
5-46291	3/8"	2-1/2"	5
5-46301	3/8"	3"	5

3/8" Clamp Assortment Kit (5-1000)


Replacement Part No.	Mounting Hole Size	Tube size	Qty.
5-46034	3/8"	3/16"	50
5-46044	3/8"	1/4"	50
5-46064	3/8"	3/8"	50
5-46084	3/8"	1/2"	50
5-46104	3/8"	5/8"	50
5-46124	3/8"	3/4"	50
5-46164	3/8"	1"	50



5-1000

ELECTRICAL HARNESS SYSTEMS

STA-DRY® SLIM-7™



- Incredibly strong seal
- Extraordinary corrosion protection
- Slim design allows for tight squeezes
- Shape transitions from a round cable to a square plug making pull-through easier
- Accepts a wide array of cables and wires providing many harness design options
- Provides the best moisture barrier in the market by using less space than any other standard heavy-duty truck 7 pole connection

STA-DRY® HARNESSSES

Protect against moisture, corrosion and failure by choosing an electrical harness system built to withstand the most extreme environmental conditions. Phillips has the capability to handle your customharness needs from design through production.

Superior Quality

-100% factory tested components

Corrosion-Resistant

-Corrosion-inhibiting grease on all modules
 -Molded material on all plugs adheres / bonds to cables
 -Molded connections keep moisture and contaminants from penetrating the electrical system

Easy to Install

-Industry-standard lamp pigtails
 -Indexed plugs ensure proper connection

Easy to Maintain

-Harness modules allow for easy replacement should accidental damage occur
 -Universal pigtail modules eliminate the need to stock separate "curbside" and "roadside" pigtails

All STA-DRY® Electrical Harness System part numbers are recommendations. Additional lengths, molded ends and other options are available.

34 series (STA-DRY® SLIM-7™ System) is not interchangeable with the 36 series (STA-DRY® System) except where noted. Adapter available below.

CUSTOM CAPABILITIES

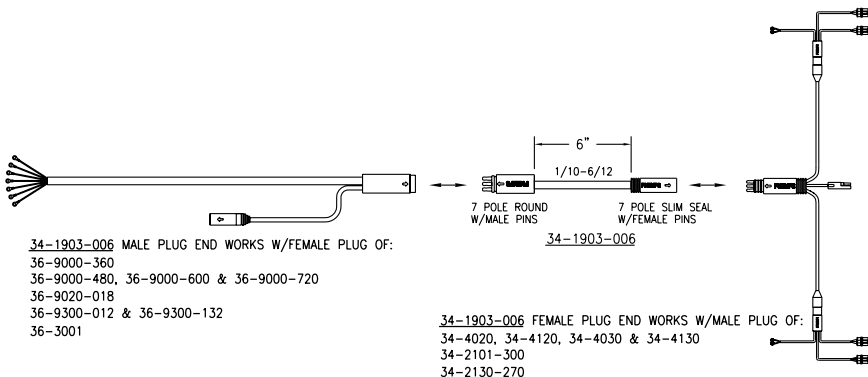


ELECTRICAL HARNESS SYSTEMS

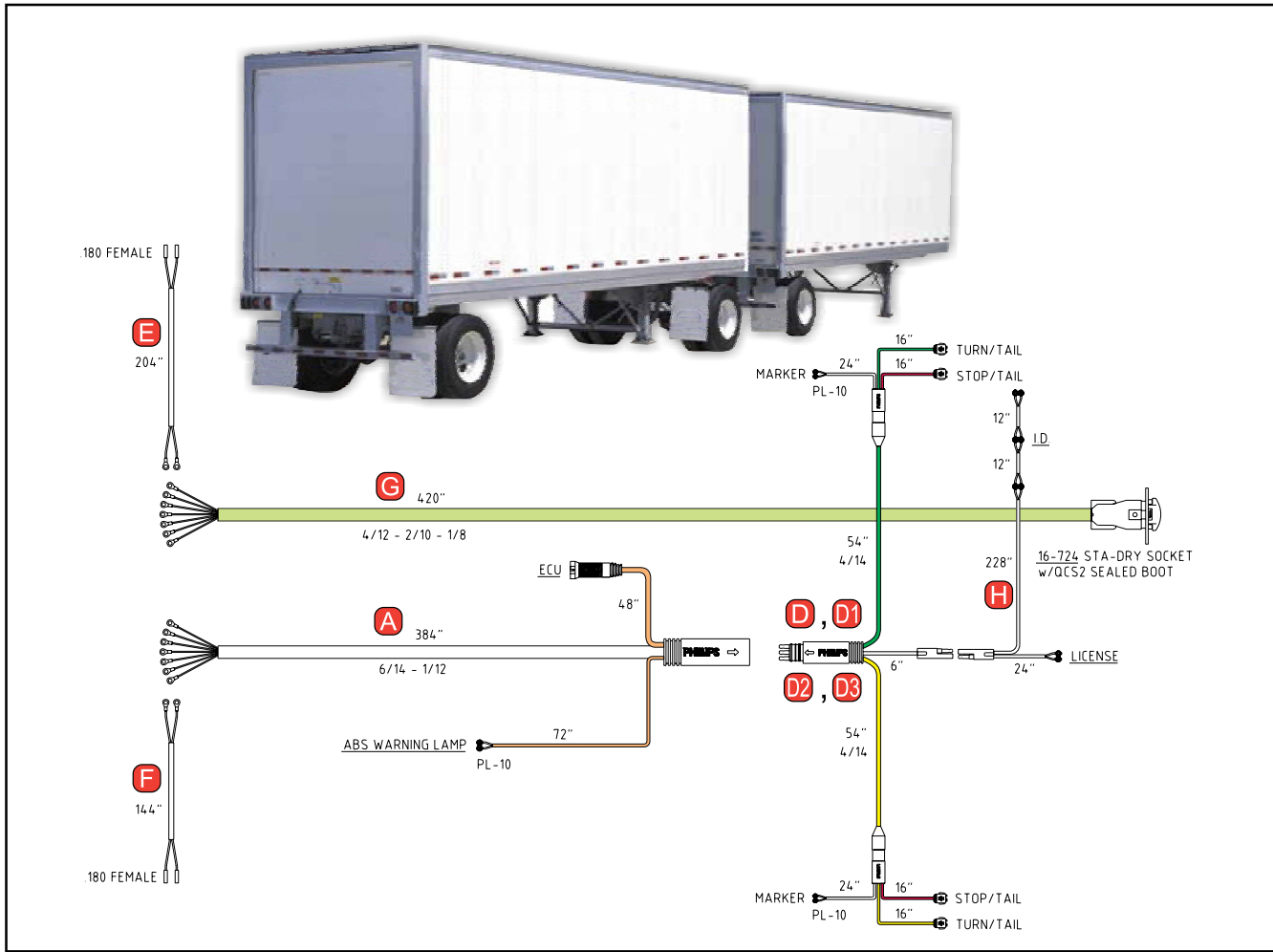
HARNESS ADAPTER

Part No.	Description
34-1903-006	7 way round male to 7 way slim-7™ female harness adapter

- Connects main and/or mid-main 36 series STA-DRY® modular harness systems to the 34 series STA-DRY® SLIM-7™
- Molded plug connections keep moisture and contaminants from penetrating the electrical system
- Corrosion resistant pre-applied dielectric grease
- Easy to install



STA-DRY® SLIM-7™ System - Van Doubles (28 ft.)



STANDARD PIGTAILS (PL-3)

D & D2

AMP STYLE PIGTAIL

D1 & D3

WITH 3 STOP / TURN / TAIL LIGHTS

D2 = STANDARD CONNECTION
D3 = AMP STYLE CONNECTION

Standard (Length as shown above)

28 ft.		
Part No.	Description	Key
34-1300-384	Main with ECU & ABS warning lamp drop, 384" (32')	A
34-5100-204	Front marker, 204" (17')	E
34-5100-144	Front marker, 144" (12')	F
34-1402-420	Main with socket for pintle hook connection, 420" (35')	G
36-9601-228	ID / license	* H

2-Lamp Rear Sill Harness Options

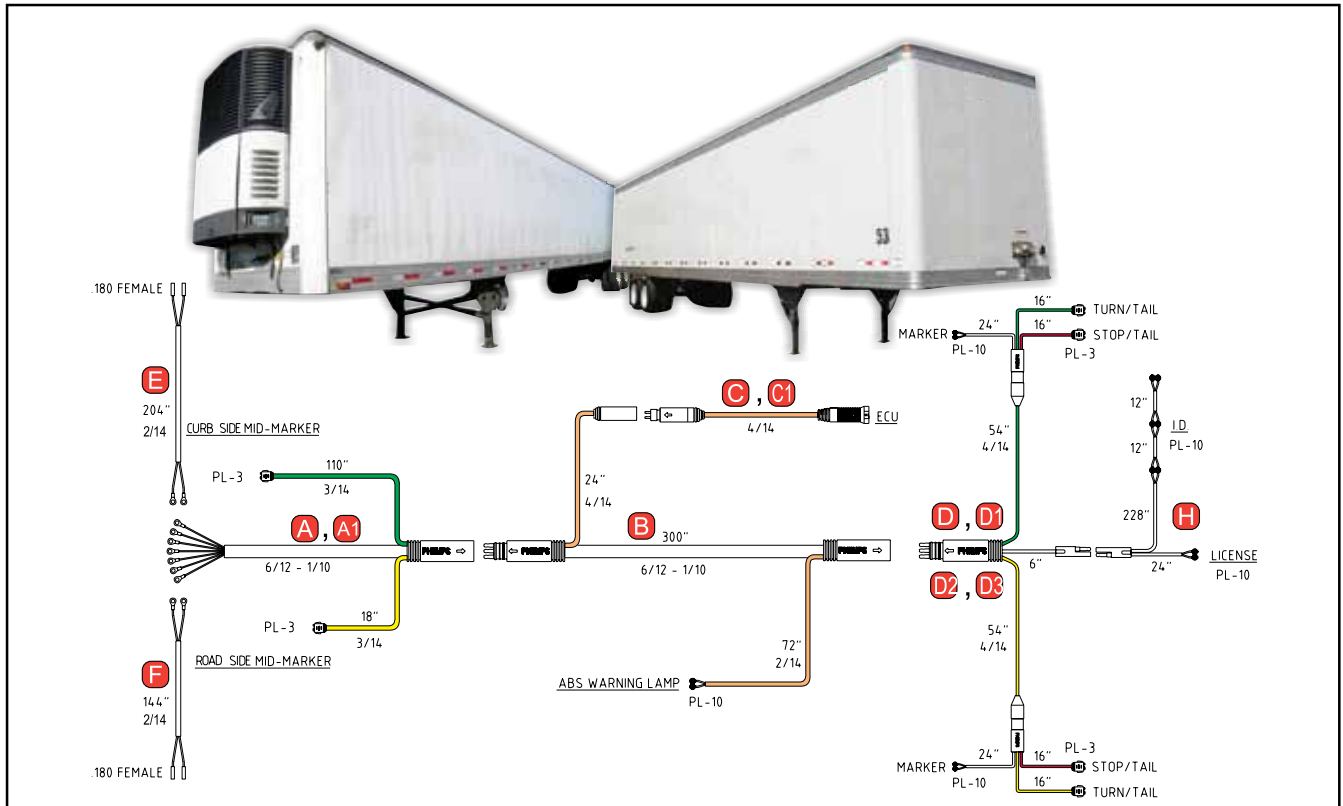
Part No.	Description	Key
34-4020	With 2 stop/turn/tail, standard pigtails	D
34-4120	With 2 stop/turn/tail, amp style pigtails	D1

3-Lamp Rear Sill Harness Options

Part No.	Description	Key
34-4030	With 3 stop/turn/tail, standard pigtails	D2
34-4130	With 3 stop/turn/tail, amp style pigtails	D3

* Will fit both 34 series (STA-DRY® SLIM-7™ System) and 36 series (STA-DRY® System)

STA-DRY® SLIM-7™ System - Reefer & Dry Freight Van (48ft. to 53ft.)



Standard (Length as shown above)

48 ft. & 53 ft.

Part No.	Description	Key
34-2101-300	Mid-Main with ECU & ABS Warning Lamp Drop, 300" (25')	B
34-5100-204	Curb Side Front Marker, 204" (17')	E
34-5100-144	Road Side Front Marker, 144" (12')	F
36-9601-228	ID / License	* H

Main Options

Part No.	Description	Key
34-1231-324	Main, 324" (27'), 48' Trailer	A
34-1231-384	Main, 384" (32'), 53' Trailer	A1

ABS Options

Part No.	Description	Key
34-3000-156	ABS Power Harness, 156" (13')	C
34-3000-288	ABS Power Harness, 288" (24')	C1

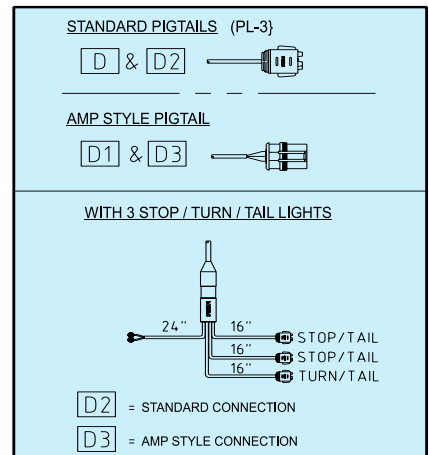
2-Lamp Rear Sill Harness Options

Part No.	Description	Key
34-4020	With 2 stop/turn/tail, standard pigtails	D
34-4120	With 2 stop/turn/tail, amp style pigtails	D1

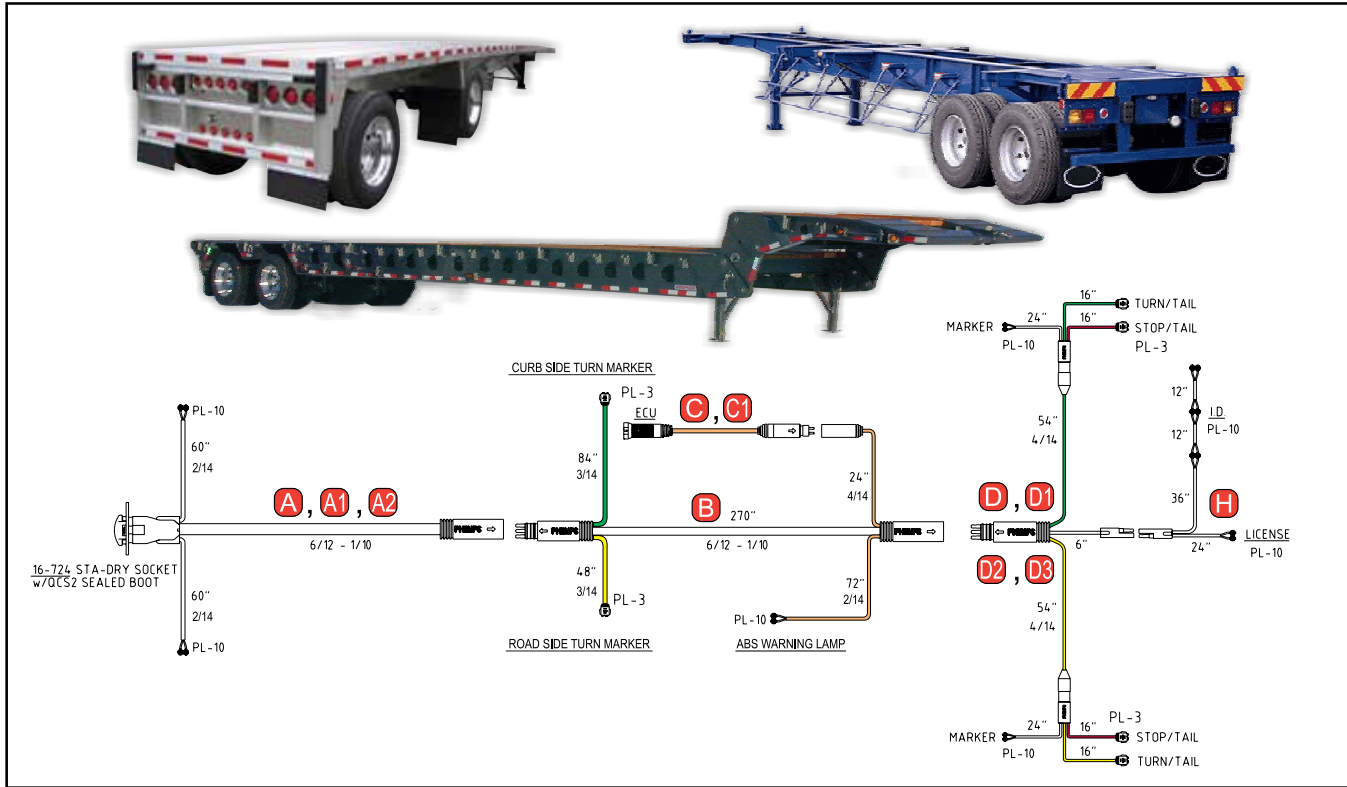
3-Lamp Rear Sill Harness Options

Part No.	Description	Key
34-4030	With 3 stop/turn/tail, standard pigtails	D2
34-4130	With 3 stop/turn/tail, amp style pigtails	D3

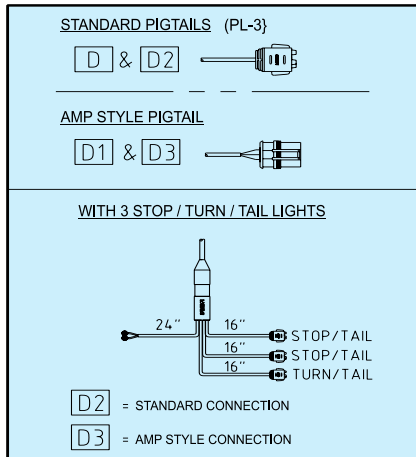
* Will fit both 34 series (STA-DRY® SLIM-7™ System) and 36 series (STA-DRY® System)



STA-DRY® SLIM-7™ System - Flatbed & Container Chassis



ELECTRICAL HARNESS SYSTEMS



Standard (Length as shown above)

Part No.	Description	Key
34-2130-270	Mid-Main with Mid-Marker, ECU & ABS Warning Lamp Drop, 270" (22'-5")	B
36-9601-036	ID/License	* H

Main Options

Part No.	Description	Key
34-1010-300	45' Trailer Main, 300" (25')	A
34-1010-336	48' Trailer Main, 336" (28')	A1
34-1010-396	53' Trailer Main, 396" (33')	A2

ABS Options

Part No.	Description	Key
34-3000-156	ABS Power Harness, 156" (13')	C
34-3000-288	ABS Power Harness, 288" (24')	C1

2-Lamp Rear Sill Harness Options

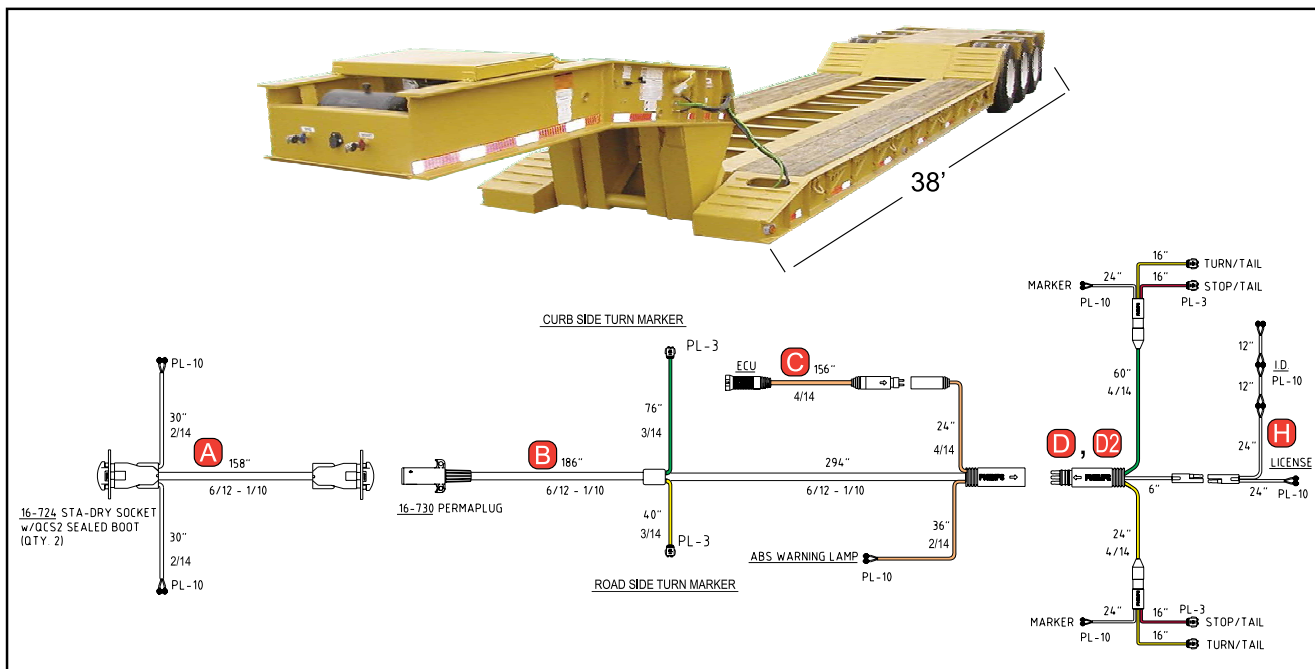
Part No.	Description	Key
34-4020	With 2 stop/turn/tail, standard pigtails	D
34-4120	With 2 stop/turn/tail, amp style pigtails	D1

3-Lamp Rear Sill Harness Options

Part No.	Description	Key
34-4030	With 3 stop/turn/tail, standard pigtails	D2
34-4130	With 3 stop/turn/tail, amp style pigtails	D3

* Will fit both 34 series (STA-DRY® SLIM-7™ System) and 36 series (STA-DRY® System)

STA-DRY® SLIM-7™ System - Detachable Gooseneck



Standard (Length as shown above)

Part No.	Description	Key
34-1111-158	Main, 158" (13'-2")	A
34-2231-480	Mid-Main with Mid-Marker, ECU & ABS Warning Lamp Drop, 480" (40')	B
34-3000-156	ABS Power Harness, 156" (13')	C
36-9601-024	ID / License	* H

2-Lamp Rear Sill Harness Options

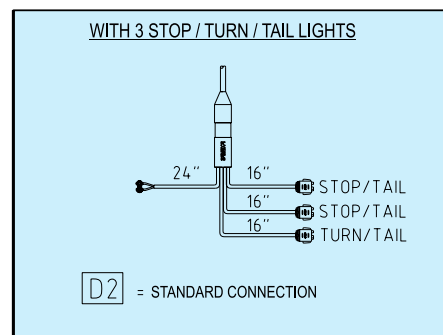
Part No.	Description	Key
34-4020	With 2 stop/turn/tail, standard pigtails	D

3-Lamp Rear Sill Harness Options

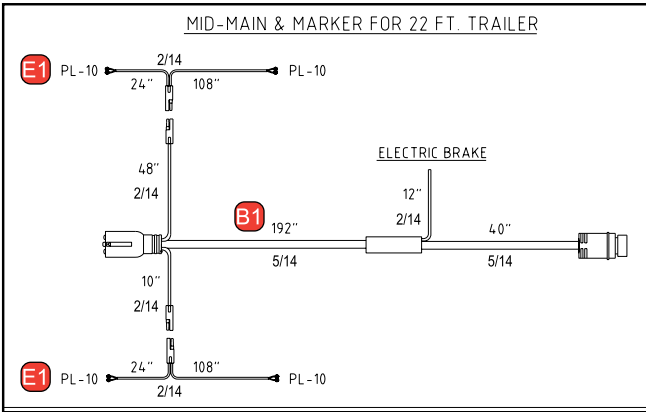
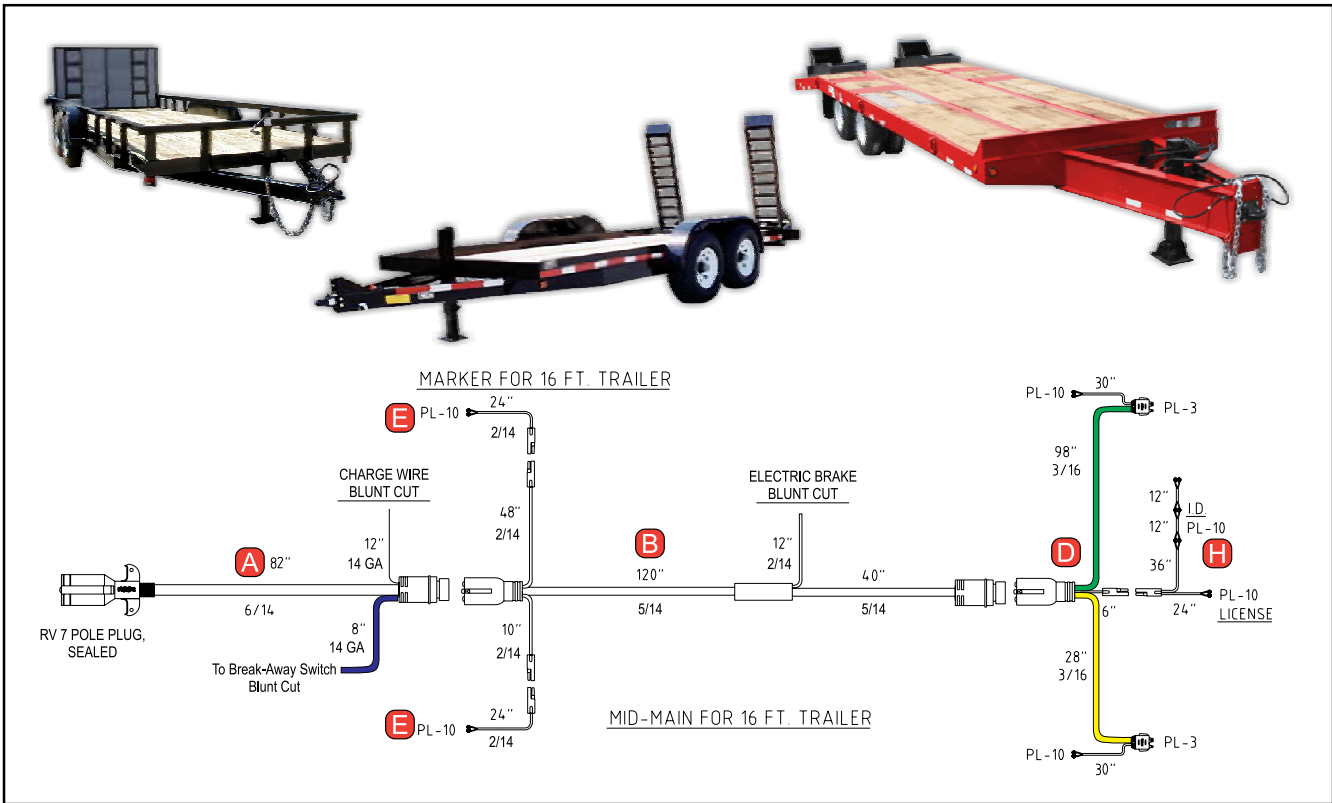
Part No.	Description	Key
34-4030	With 3 stop/turn/tail, standard pigtails	D2

* Will fit both 34 series (STA-DRY® SLIM-7™ System) and 36 series (STA-DRY® System)

REAR SILL HARNESS STOP/TURN/TAILO LIGHT OPTIONS



STAY-DRY® SLIM-7™ System - Tagalong, Equipment & Landscape - Electric Brakes



Standard (Length as shown above)

Part No.	Description	Key
34-1703-082	Main, 82" (6'-10")	A
34-4010	Rear Sill	D
36-9601-036	ID / License	* H

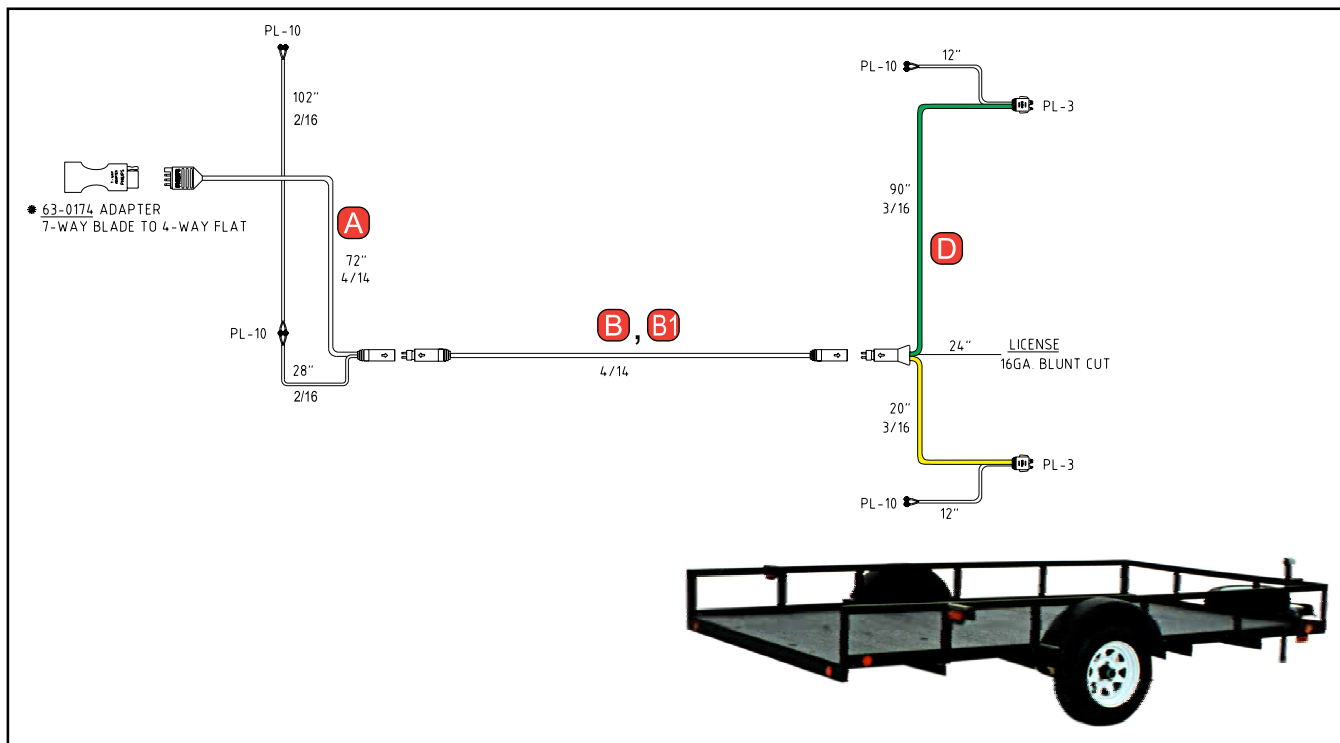
Part No.	Description	Key
34-2023-160	16' Trailer Mid-Main with Marker & Electric Brake Drop, 160" (13'-4")	B
34-2023-232	22' Trailer Mid-Main with Marker & Electric Brake Drop, 232" (19'-4")	B1

Marker Lamp Lead Options

Part No.	Description	Key
34-5211-024	16' Trailer Mid-Marker, 24" (2')	E
34-5221-024108	22' Trailer Mid-Marker, 24"/108" (2'/9')	E1

* Will fit both 34 series (STA-DRY® SLIM-7™ System) and 36 series (STA-DRY® System)

STA-DRY® System - Utility Trailer



* Adapter is available as an optional part

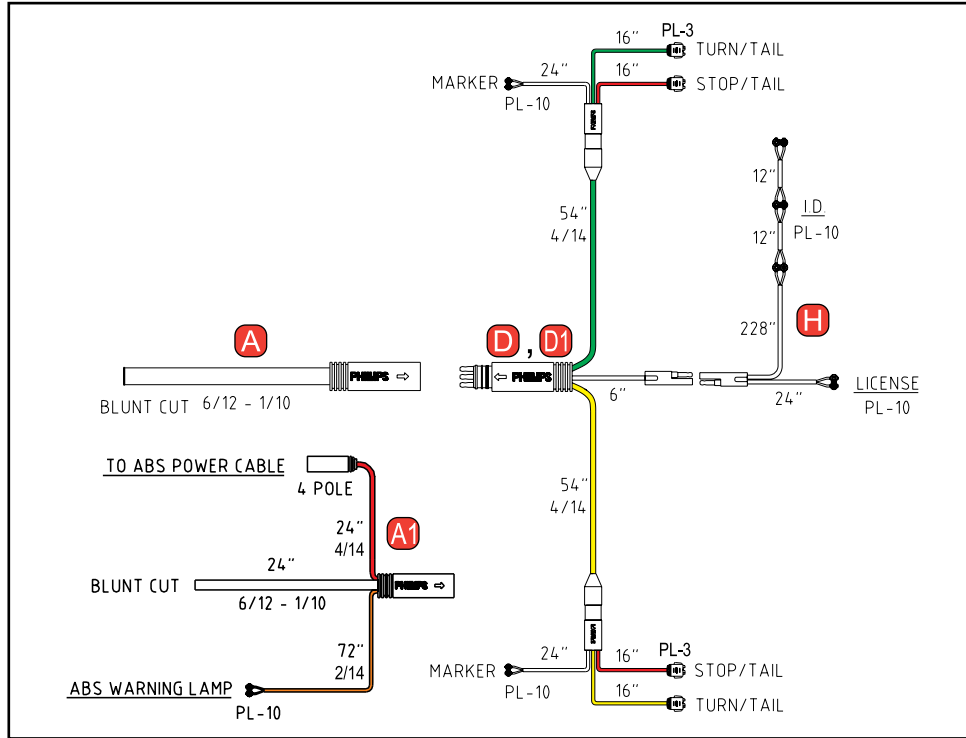
Standard (Length as shown above)

Part No.	Description	Key
34-1824-072	Main, 72" (6')	A
34-4012	Rear Sill	D

Mid-Main Harness Options

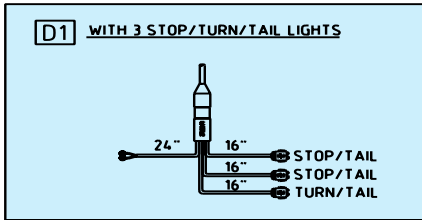
Part No.	Description	Key
34-2004-066	8' Trailer Mid-Main, 66" (5'-6")	B
34-2004-114	12' Trailer Mid-Main, 114" (9'-6")	B1

STA-DRY® SLIM-7™ System - Retrofit Trailer



ELECTRICAL HARNESS SYSTEMS

REAR SILL HARNESS STOP/TURN/TAIL LIGHT OPTIONS



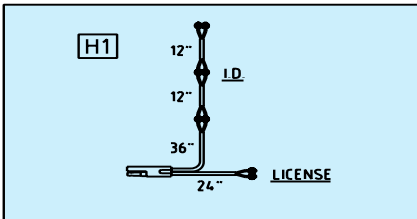
Main Harness

Part No.	Description	Key
34-1901-024	Main, 24" (2')	A
34-1902-024	Main, 24" (2') with ABS drop	A1

2-Lamp Rear Sill Harness Options

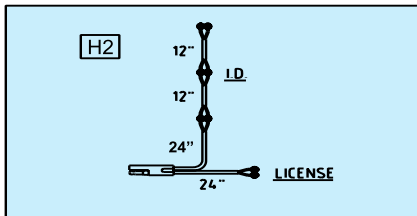
Part No.	Description	Key
34-4020	With 2 stop/turn/tail, standard pigtails	D

ID / LICENSE OPTIONS



3-Lamp Rear Sill Harness Options

Part No.	Description	Key
34-4030	With 3 stop/turn/tail, standard pigtails	D1



ID / License Rear Sill Harness Options

Part No.	Description	Key
36-9601-024	ID / License, 24" (2')	* H2
36-9601-228	ID / License, 228" (19')	* H
36-9601-036	ID / License, 36" (3')	* H1

* Will fit both 34 series (STA-DRY® SLIM-7™ System) and 36 series (STA-DRY® System)

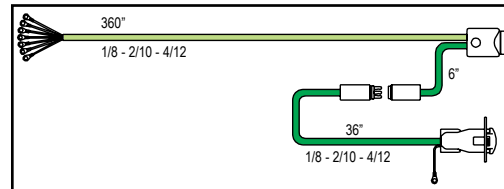
34 series (STA-DRY® SLIM-7™ System) is not interchangeable with the 36 series (STA-DRY® System) except where noted. Adapter available, page 113.

STA-DRY® MAIN MODULE

Double Trailer

Part No.	Description
36-9000-360	30' with 3' QCS® extension

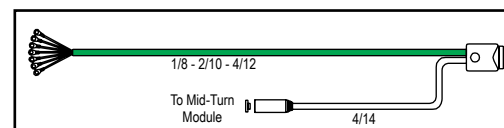
- 1/8, 2/10 and 4/12 ga. conductors exceed the maximum power requirements for the ABS unit
- Equipped with a detachable 36" molded QCS® socket for double trailer use
- Ring terminals



Single Trailer

Part No.	Description
36-9000-480	40' with 20' mid-turn module outlet
36-9000-600	50' with 25' mid-turn module outlet
36-9000-720	60' with 30' mid-turn module outlet

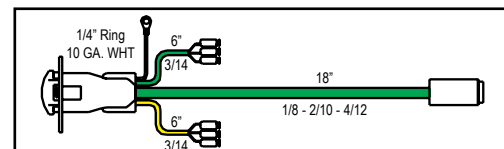
- 1/8, 2/10 and 4/12 ga. conductors exceed the maximum amperes
- Easy connection to mid-turn module
- All mid-turn outlets are "dummy" plugged
- Ring terminals
- See page 123 for Mid-Turn Modules



QCS2® Main

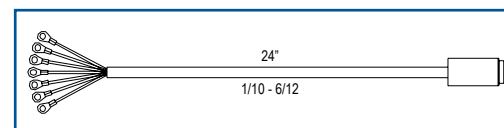
Part No.	Description
36-9020-018	18" with 6" marker drop and 7 pole female

- 1/8, 2/10 and 4/12 ga. conductors
- QCS2® socket - socket can be changed in under 2 minutes



Rear Main Repair Harness

Part No.	Description
36-3001	24" with 7 pole female, 1/10 - 6/12 ga.



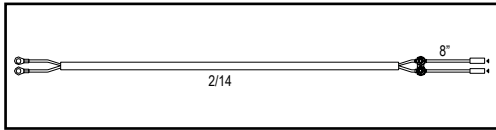
34 series (STA-DRY® SLIM-7™ System) is not interchangeable with the 36 series (STA-DRY® System) except where noted. Adapter available, page 113.

ELECTRICAL HARNESS SYSTEMS



JUMPER HARNESS


Marker Harness



Part No.	Description
36-9100-060	5', lower marker/clearance lamps
36-9100-192	16', upper marker/clearance lamps

- For use with front (nosebox) marker lamps
- Standard with #10 ring terminals for a positive connection
- Standard with female .180 bullets to add additional lamps
- Dummy plugged female bullets
- Custom harness lengths available in 12" increments

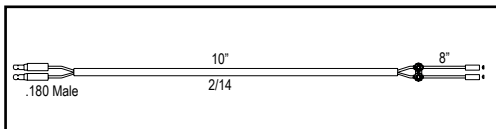
Male/Female Jumper Harness



Part No.	Description
36-9101-060	5', with 2 pole female bullets
36-9101-192	16', with 2 female bullets

- Female bullets connect to pin lamp pigtails
- 2 female bullets per conductor for additional connections
- Color coded conductors to ensure proper connections
- Custom harness lengths available in 12" increments

Clearance/Marker Harness



Part No.	Description
36-9701	10" Marker/clearance lamps with additional marker connection

- Unique design enables any amount of lamps to be connected using marker modules or additional pigtails

34 series (STA-DRY® SLIM-7™ System) is not interchangeable with the 36 series (STA-DRY® System) except where noted. Adapter available, page 113 .



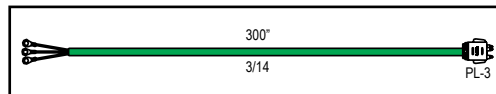
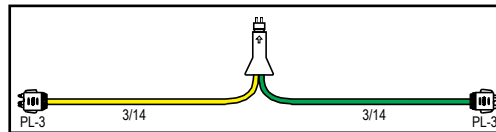
MID-TURN MODULE

Mid-Turn Module

Part No.	Description
36-9200-6060	Center, 60" roadside, 60" curbside
36-9200-2484	Offset, 24" roadside, 84" curbside

- Provides a moisture proof connection to main harness
- See page 121 for Front Main

Part No.	Description
36-9202-300	Mid-turn, 25' extension

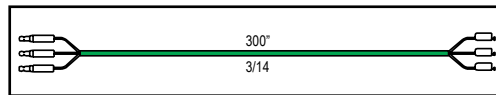
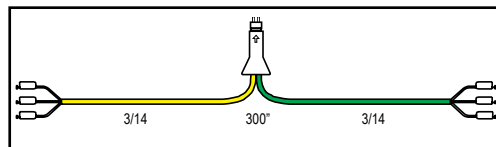


LED & Male Pin

Part No.	Description
36-9201-6060	Center, 60" roadside, 60" curbside
36-9201-2484	Offset, 24" roadside, 84" curbside

- Provides a moisture proof connection to main harness

Part No.	Description
36-9203-300	Mid-turn, 25' extension

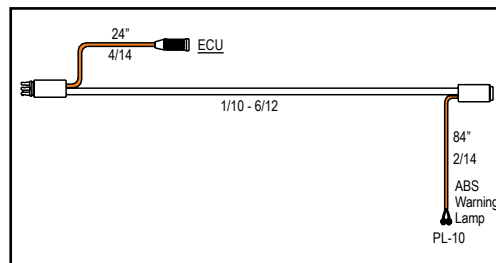


ALL OTHER MODULES

ABS Module

Part No.	Description
36-9300-012	1' for forward axle ABS position, 1/10 - 6/12 ga.
36-9300-132	11' for rear axle ABS position, 1/10 - 6/12 ga.

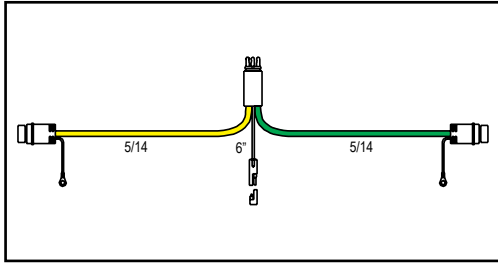
- Sealed thermo-plastic ABS ECU connector
- ECU connector is industry-standard
- ECU and warning lamp cables color coded orange for easy identification



34 series (STA-DRY® SLIM-7™ System) is not interchangeable with the 36 series (STA-DRY® System) except where noted.
Adapter available, page 113.

Additional ABS harness configurations are available, please ask your sales representative.

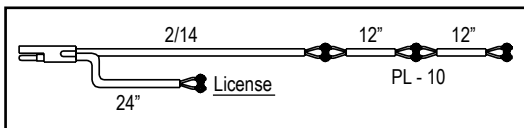
Rear “T” Module



Part No.	Description
36-9400-2484	Offset, 24" roadside, 84" curbside
36-9400-5050	Center, 50" roadside, 50" curbside

- Additional ground wires ensure a solid ground
- 2 pole plug from center for ID and license module connection, dummy plugged

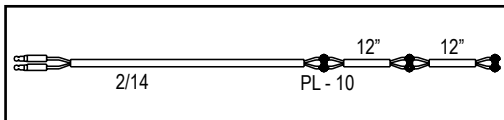
Rear “T” License & I.D. Marker Harness Module



Part No.	Description	
36-9601-024	2', lower ID lamps & 2' license lamp	*
36-9601-036	3', lower ID lamps & 2' license lamp	*
36-9601-228	19', upper ID lamps & 2' license lamp	*

- Plugs to rear “T” for a sealed connection
- Dimensions fit standard upper and lower position ID lamp, plus a license lamp connection


Pigtail Module, License & I.D. Marker Harness



Part No.	Description
36-9603-036	3', lower ID lamps
36-9603-228	19', upper ID lamps

- Connect to pigtail module with a male .180 bullet

Lamp Rear “T” Plug-In Pigtail Module - Standard

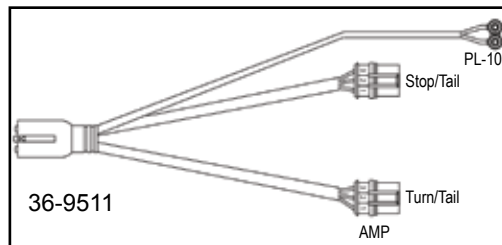


Part No.	Description
36-9501	2 stop/turn/tail and 1 PL-10 sealed marker
36-9502	2 stop/turn/tail and 4 .180 double female bullets
36-9503	3 stop/turn/tail and 1 PL-10 sealed marker
36-9504	3 stop/turn/tail and 4 .180 double female bullets

* Will fit both 34 series (STA-DRY® SLIM-7™ System) and 36 series (STA-DRY® System)

LED Model 44 & 60 Lamp Module - AMP Connector

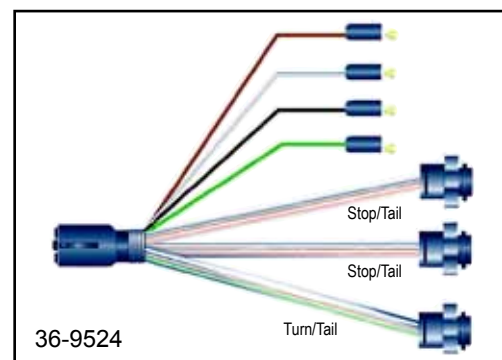
Part No.	Description
36-9511	2 stop/turn/tail and 1 PL-10 marker
36-9512	2 stop/turn/tail and 4 .180 double female bullets
36-9513	3 stop/turn/tail and 1 PL-10 marker
36-9514	3 stop/turn/tail and 4 .180 double female bullets



Female Pin Plugs, Mates to Male Pin Lamp Module

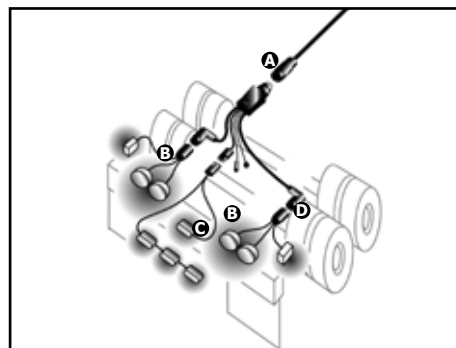
Part No.	Description
36-9521	2 stop/turn/tail and 1 PL-10 sealed marker
36-9523	3 stop/turn/tail and 1 PL-10 sealed marker
36-9524	3 stop/turn/tail and 4 .180 double female bullets

- 2 or 3 stop-tail-turn lamp connections
- Available with 4 double female .180 bullets for connecting additional lamps
- Clear shield protects wire conductors and makes it easy to see wire color and function
- Green and yellow stripe wire indicates turn signal function and eliminates the need to stock separate curbside and roadside pigtails
- Unique “pop” together mold design keeps pigtails connected to rear “T” and keeps moisture and contamination out



STA-DRY® System - Repair Kit

Part No.	Description	Key
36-3001	Main	A
36-9501	Marker modules	B
36-9601-036	ID/license	C
36-9400-2484	Rear "T"	D



34 series (STA-DRY® SLIM-7™ System) is not interchangeable with the 36 series (STA-DRY® System) except where noted.
 Adapter available, page 113.

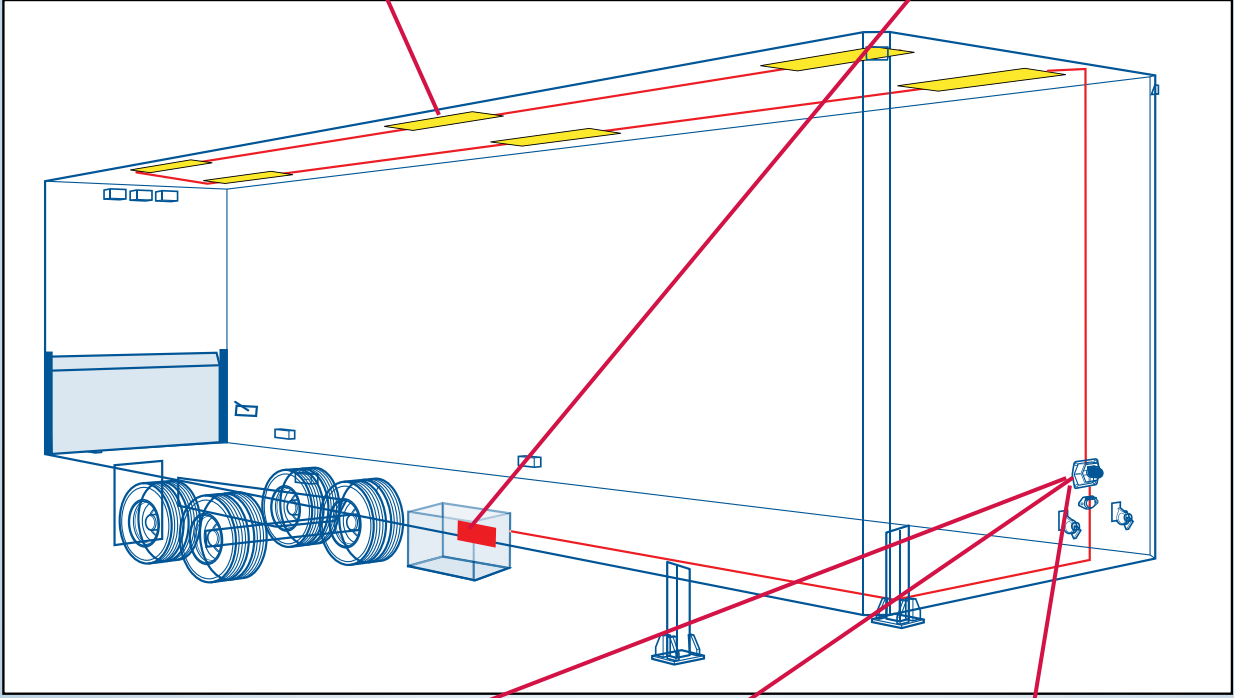
DOME LAMPS AND CONTROLLERS



PERMALITE™ XB LED



V-CHECK™ II



PERMALOGIC™ NOSEBOX



PERMALOGIC™ REMOTE



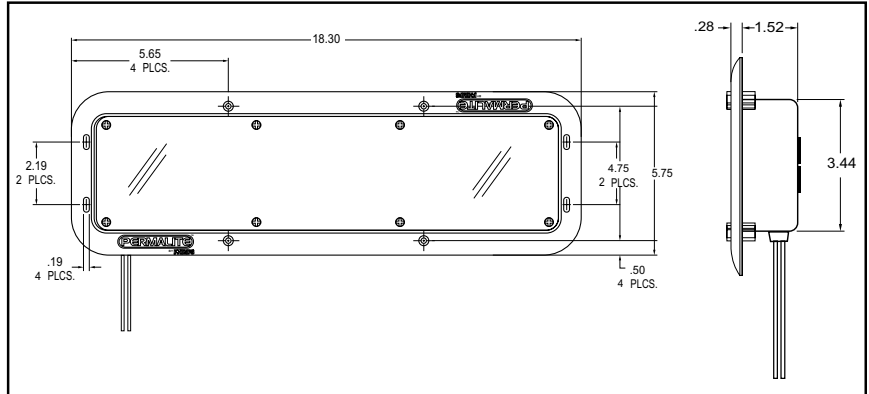
PERMALOGIC™ SELECTOR

PERMALITE™ Fluorescent

Part No.	Description	Qty.
60-2000	PERMALITE™, fluorescent, bulk pack	10
60-2001	PERMALITE™, fluorescent, individual retail box	1
60-2002	Lens replacement kit (lens & screws)	1
60-2005	Replacement bulb	6




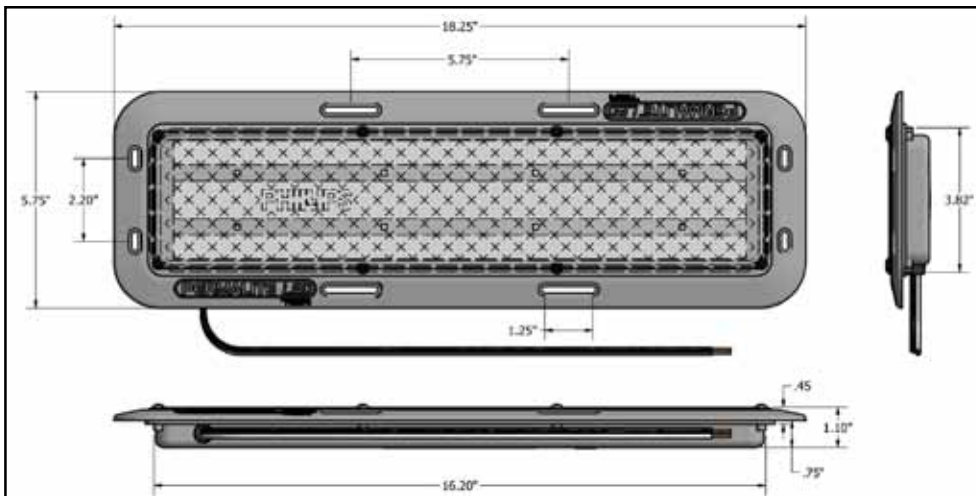
- No start-up power surge!
- Polycarbonate lens
- Low profile design reduces exposure to forklift damage
- Universal mounting holes
- Stainless steel screws
- 12,000 hour, 24 watt fluorescent bulb
- 1 year limited warranty
- Pulls 2.04 amps at 12 volts
- Operating range 9 to 30 volt



PERMALITE™ XB LED

Part No.	Description	Qty.
60-2215	PERMALITE™ XB LED, individual retail box	1
60-2216	PERMALITE™ XB LED, bulk pack	6

- Draws 1.7A at 12V DC
- Universal Mounting Holes
- 1600 lumen output
- 18.25" X 5.75" X 1.10" (.75" recessed) design can fit just about any application
- Polycarbonate lens and housing
- Designed for extreme temperatures: -40°F (-40°C) to 140°F (60°C)
- Reverse polarity protection
- 175° light spread offers more lit area inside the trailer
- Silicone seal protects components from moisture build-up
- 3 year limited warranty – See website for details



DOME LAMPS & CONTROLLERS

V-CHECK™ I & II

V-CHECK™ II BATTERY STATUS INDICATOR



- ▶ Provides a digital display of the battery voltage (9-15 volts), and the battery state of charge
- ▶ Features the 'Go / No-Go' LED – Know instantly if your battery is ready for the ride!
- ▶ Easy to install
- ▶ Measurement 2.25" x 2.25"
- ▶ Voltage color guide sticker included

Voltage Measurement	State of Charge	LED Color Code
15.0V - 16.0V	HI	GREEN ●
12.6V - 14.9V	95% - 100%	GREEN ●
12.4V - 12.5V	75% - 80%	YELLOW ●
11.3V - 12.3V	10% - 70%	RED ●
11.2V - 9.0V	SOS	RED ●

How it works:

DIGITAL VOLT DISPLAY

- Voltage Measurement and Battery State of Charge will appear every 15 seconds
- If the voltage is 15.0V – 16.0V the State of Charge will be displayed as 'HI'
- If the voltage is 9.0V – 11.2V the State of Charge will be displayed as 'SOS'

GO/NO-GO LED COLOR CODE


- GREEN: 12.6V – 16.0V
- YELLOW: 12.4V – 12.5V
- RED: 9.0V – 12.3V

SLEEP MODE

- Unit will enter Sleep Mode after 2 days of no activity
- Unit will wake when voltage fluctuates +/- 0.2V

Part No.	Description
60-9100	V-CHECK™II Battery Status Indicator, digital with 'Go/No-Go' LED, 12V

V-CHECK™ I BATTERY STATUS INDICATOR



- ▶ Know instantly if your battery is ready for the ride
- ▶ Easy to install

How it works:

The V-CHECK™ I will flash either green, amber or red every ten seconds according to the battery's voltage measurement.

LED Color Code	Voltage Measurement
GREEN ●	12.6V and Above (25.1V and Above)
AMBER ●	12.4V – 12.5V (24.8V – 25.0V)
RED ●	12.3V and Below (24.7V and Below)

GOOD TO GO! - If the battery voltage is 12.6V (25.1V) or greater the LED will flash GREEN in 10 second intervals to indicate the battery is ready for the ride.

CAUTION! – If the battery voltage is between 12.4V – 12.5V (24.8V-25.0V) the LED will flash AMBER in 10 second intervals to indicate a charge will be needed soon.

NO GO! – If the battery voltage is 12.3V (24.7V) or lower the LED will flash RED in 10 second intervals to indicate that an immediate charge is recommended

SLEEP MODE

- Unit will enter Sleep Mode after 2 days of no activity
- Unit will wake when voltage fluctuates +/- 0.2V

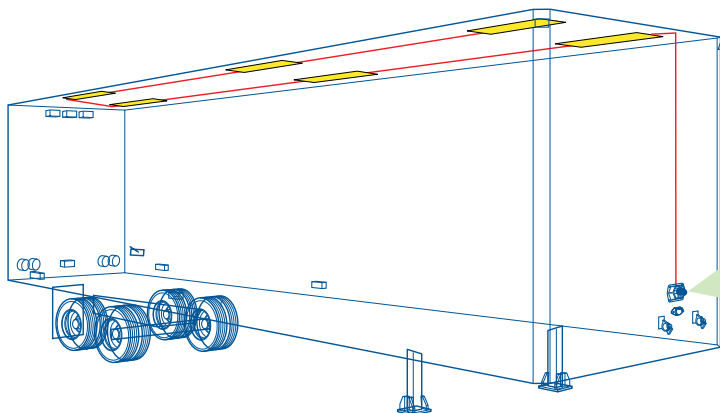
Part No.	Description
60-9000	V-CHECK™I Battery Status Indicator, LED, 12V
60-9024	V-CHECK™I Battery Status Indicator, LED, 24V*

*24 volt is typically used outside of North America, with the exception of select bus and military applications.

PERMALOGIC™

Trailer Dome Lamp Controller

PERMALOGIC™ is an all-weather, all-electronic controller designed to manage power to trailer dome lamps. By simply stepping on the brake pedal, allowing the automatic timer to turn off the lamps, manually flipping a switch, or low battery voltage disconnect - you'll save the life of your battery and the expense of a road call.



Lamps are on



Overloaded circuit



Normal conditions/
Trailer dome lamps
are off



Constant - low voltage
Flashing - low voltage
shut-off

- Eliminates any chance of leaving trailer dome lamps on
- Turns off trailer dome lamps by stepping on the brake pedal
- Fully electronic - eliminates mechanical air pressure switch
- Visual indicator of tractor battery condition
- Weatherproof, solid-state electronics
- U.S. Patent No. 7,498,687

REMOTE

Part No.	Description
60-2500	Single circuit, Remote unit
60-2502	Dual circuit, Remote unit



REMOTE UNIT

NOSEBOX

Part No.	Description
60-2520	Single circuit, without circuit breakers, composite nosebox
60-2520-20	Single circuit, with 20 amp circuit breakers, composite nosebox
60-2520-30	Single circuit, with 30 amp circuit breakers, composite nosebox
60-2522	Dual circuit, without circuit breakers, composite nosebox
60-2522-20	Dual circuit, with 20 amp circuit breakers, composite nosebox



NOSEBOX KIT

• All -20 part numbers contain 20 amp circuit breakers, 30 amp on blue wire

STA-DRY® S7™ NOSEBOX

Part No.	Description	
16-9520PL	STA-DRY® S7™ nosebox with 20 amp circuit breakers	NEW
16-9530PL	STA-DRY® S7™ nosebox with 30 amp circuit breakers	NEW
16-95246PL	STA-DRY® S7™ nosebox with 20 amp circuit breakers, emergency & QWIK-E® gladhands on mounting plate	NEW



STA-DRY® S7™ NOSEBOX

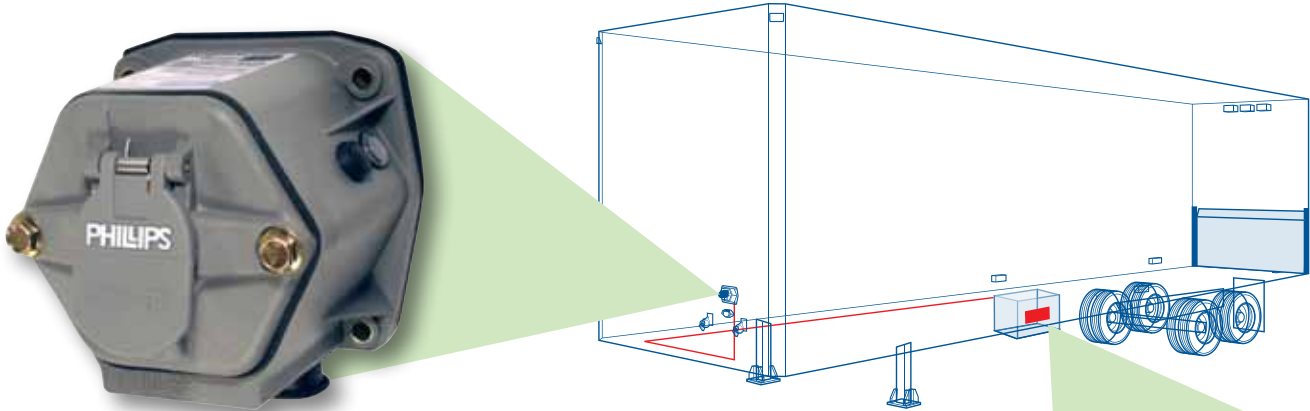


STA-DRY® S7™ SYSTEM

PERMALOGIC™ TC

Liftgate Battery Charging System

PERMALOGIC™ TC can eliminate the need for a single or dual pole set-up in most situations* by providing a 14.4 volt charge to the liftgate battery. By stepping up the voltage, the liftgate battery is charged to capacity, allowing for more frequent use of the liftgate.



Liftgate battery is charging



Normal conditions/
Trailer dome lamps are off



- FOR USE WITH TRAILER LIFTGATE AND NO TRAILER DOME LAMPS
- Provides a 14.4V, 20A charge to the liftgate battery
- Eliminates a single or dual pole set-up in most situations*
- Brake light activated- If brakes are activated at any time, the
- PERMALOGIC™ TC automatically turns off the charge to the liftgate battery. By doing this, all power is available for the trailer ABS braking system.
- U.S. Patent No. 7,498,687



REMOTE UNIT



NOSEBOX KIT



STA-DRY® S7™ NOSEBOX

REMOTE UNIT

Part No.	Description
60-2600	Remote Unit

NOSEBOX KIT

Part No.	Description
60-2620KT	Without circuit breakers, composite nosebox
60-2620-20KT	With 20 amp circuit breakers, composite nosebox

• Kit contents: PERMALOGIC™ TC nosebox, 50' plug-in harness & TRAIL CHARGER™

REPLACEMENT PARTS

Part No.	Description
60-2620	Without circuit breakers, composite nosebox
60-2690	50' plug-in harness, 2/8 & 1/14 ga.
60-2699	TRAIL CHARGER™ - liftgate battery charger

• All -20 part numbers contain 20 amp circuit breakers, 30 amp on blue wire

STA-DRY® S7 NOSEBOX

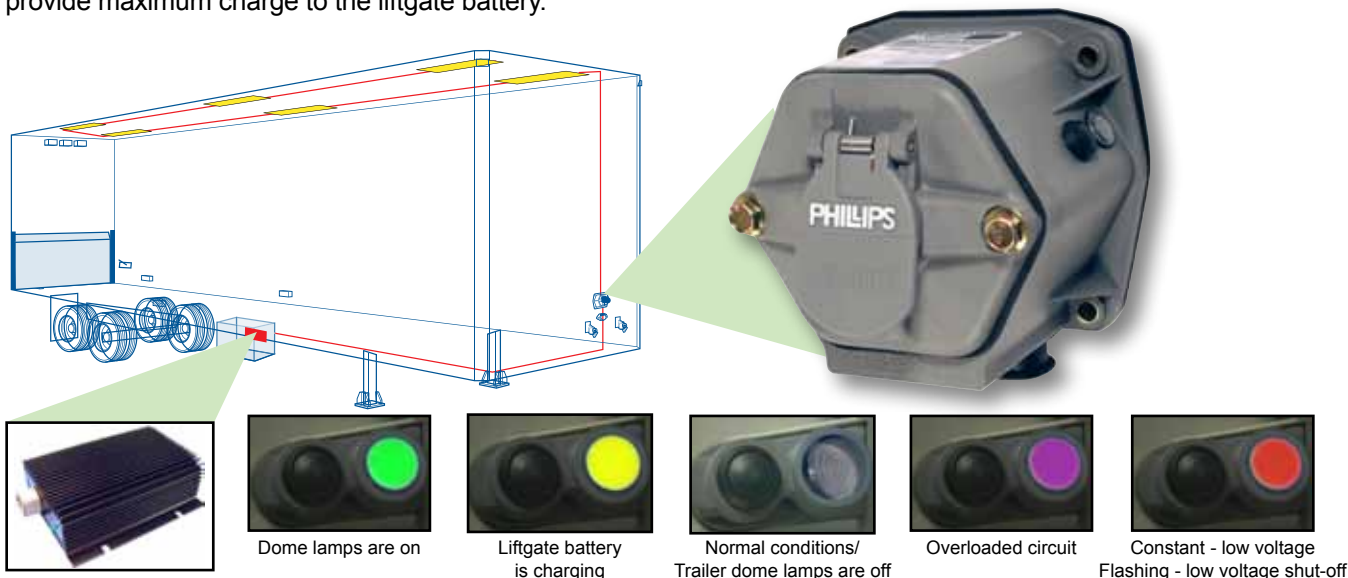
Part No.	Description	
16-9520TC	STA-DRY® S7™ nosebox with 20 amp circuit breakers	NEW
16-9530TC	STA-DRY® S7™ nosebox with 30 amp circuit breakers	NEW

* Depending on liftgate load, size and cycles

PERMALOGIC™ TC PLUS

Complete Trailer Power Management System

PERMALOGIC™ TC PLUS offers both the trailer dome lamp controller and liftgate charger, in one package. Trailer dome lamps can be controlled normally and the liftgate charger is automatically used when needed to provide maximum charge to the liftgate battery.



- FOR USE WITH TRAILER LIFTGATE AND TRAILER DOME LAMPS
- Provides a 14.4V, 20A charge to the liftgate battery
- Automatically charges liftgate batteries when the trailer dome lamps are not in use
- Brake light activated - By simply stepping on the brake pedal the PERMALOGIC™ TC PLUS automatically turns off the trailer dome lamps and the charge to the liftgate battery. By doing this, all power is available for the trailer ABS braking system.
- U.S. Patent No. 7,498,687

NOSEBOX KIT

Part No.	Description
60-2720KT	Single circuit, without circuit breakers, composite nosebox
60-2720-20KT	Single circuit, with 20 amp circuit breakers, composite nosebox
60-2722KT	Dual circuit, without circuit breakers, composite nosebox

- Kit contents: PERMALOGIC™ TC PLUS nosebox, 50' plug-in harness and TRAIL CHARGER™



REPLACEMENT PARTS

Part No.	Description
60-2700	Single circuit, Remote Unit
60-2720	Single circuit, without circuit breakers, composite nosebox
60-2720-20	Single circuit, with 20 amp circuit breakers, composite nosebox
60-2690	50' plug-in harness, 2/8 & 1/14 ga.
60-2699	TRAIL CHARGER™ - liftgate battery charger

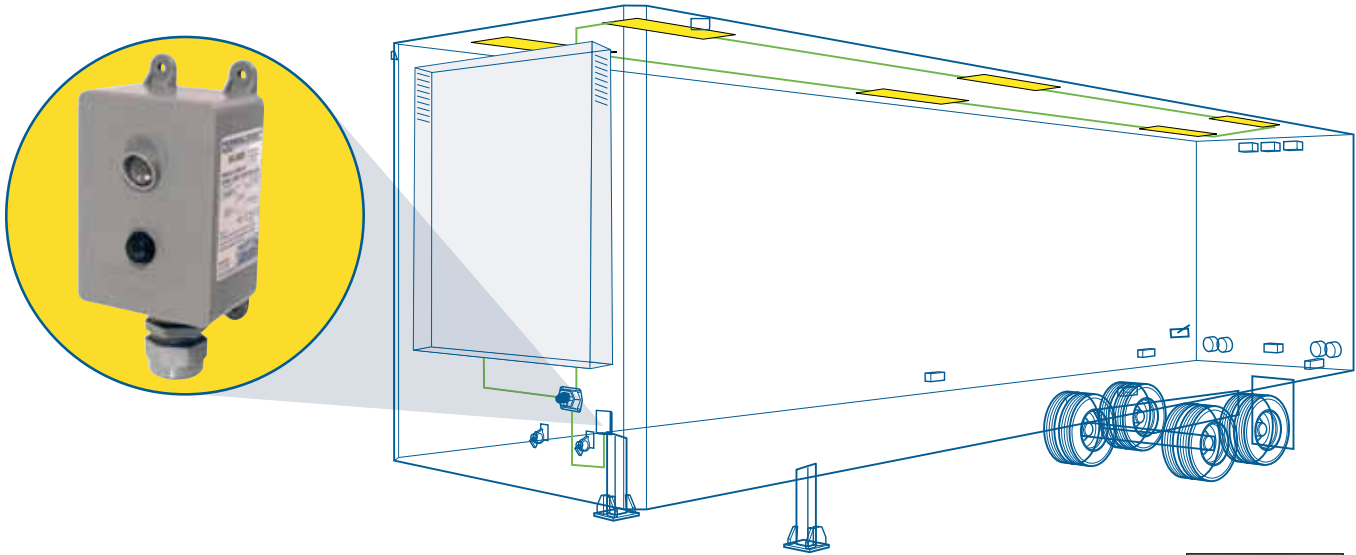
- All -20 part numbers contain 20 amp circuit breakers, 30 amp on blue wire




PERMALOGIC™ REEFER

Trailer Dome Lamp Controller For Refrigeration Units

PERMALOGIC™ REEFER is an all-weather, all-electronic controller designed to manage power to trailer dome lamps in trailers with refrigeration units. By simply stepping on the brake pedal, allowing the automatic timer to turn off the lamps, or manually flipping a switch - you'll save the life of your battery and the expense of a road call.



- For trailers with dome lamps powered by a reefer battery
- Eliminates any chance of leaving trailer dome lamps on
- Brake pedal activated
- Fully electronic - eliminates mechanical air pressure switch
- Weatherproof - Sealed to prevent contaminants from passing to the wire harness
- Anti-corrosive housing to protect against magnesium and calcium chlorides
- Circuit breakers can be changed in under one minute
- U.S. Patent No. 7,498,687

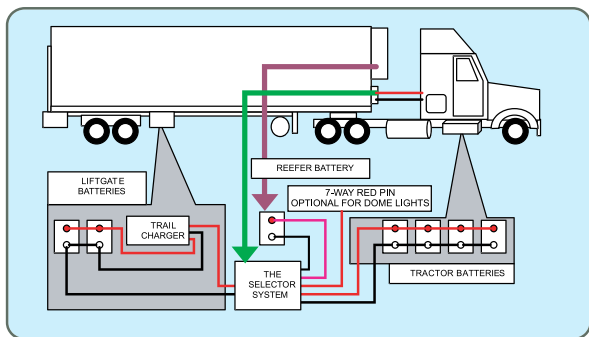


REMOTE	
Part No.	Description
60-2800	Single circuit, stand-alone

PERMALOGIC™ SELECTOR SYSTEM

Trailer Power Management

The PERMALOGIC™ SELECTOR SYSTEM provides a continuous charge to liftgate batteries by drawing power from the reefer or tractor, and automatically switches between the two depending on the source with the most capacity.



- Developed for refrigerated freight carriers with heavy cycle liftgates
- Provides a 14.4V, 20A charge to the liftgate battery
- Eliminates any chance of losing full power of trailer liftgates
- Light weight, high impact housing
- U.S. Patent No. 7,498,687

PERMALOGIC™ SELECTOR SYSTEM KIT

Part No.	Description
60-2920KT	PERMALOGIC™ SELECTOR SYSTEM*

*Kit includes nosebox, Trail Charger and 10' reefer harness.
TRAIL CHARGER™ installation harness sold separately

PERMALOGIC™ SELECTOR SYSTEM – TRAIL CHARGER INSTALLATION HARNESSES

Part No.	Description
60-2991	PERMALOGIC™ SELECTOR SYSTEM TRAIL CHARGER™ installation harness - 35'
60-2992	PERMALOGIC™ SELECTOR SYSTEM TRAIL CHARGER™ installation harness - 45'

PERMALOGIC™ SELECTOR SYSTEM KIT COMPONENTS

Part No.	Description
60-2920	PERMALOGIC™ SELECTOR Nosebox
60-2699	TRAIL CHARGER™ - Liftgate battery charger

PERMALOGIC™ SELECTOR - i-Box™ Housing

Part No.	Description
60-7800SL	i-BOX™ SELECTOR SYSTEM, nosebox only NEW

DOME LAMPS & CONTROLLERS

TOOLS & GENERAL ACCESSORIES




BATTERY TOOLS

Heavy-Duty Hand-Held Cable Cutter

Part No.	Description
4-100	Heavy-duty hand-held cable cutter

- Cuts up to 2/0 cable
- For use with copper cable only



Hammer Crimper

Part No.	Description
4-140	Hammer style crimping tool

- Crimps 8 thru 4/0 gauge connectors
- Use with hammer
- Fits in any tool box



6/0 Cable Cutters

Part No.	Description
4-146	Heavy-duty cutter, bench mount
4-147	Heavy-duty cutter, hand held

- Cuts cable up to 6/0 gauge (250 MCM)
- Blades made of carbon steel for strength & long life
- 26" handle(s)



Battery Terminal Crimper

Part No.	Description
4-150	Crimper, lever style

- Designed for light & medium duty battery terminals
- Crimps 8 ga. thru 1/0
- 15" handles



Heavy-Duty Battery Terminal Crimpers

Part No.	Description
4-152	Hand-held, hex crimp
4-153	Bench mount, hex crimp

- Hand-held & bench mount models
- Bench mount also attaches to wall, service trucks, etc.
- Bench mount tools are easier & safer to use
- Crimps 8 ga. thru 6/0
- 26" handle(s)



Wire Stripping & Crimping Tools



4-214

Part No.	Description
4-214	Wire stripping and crimping tool

- Multi-purpose tools
- Strips wire sizes from 22 thru 10 ga.
- Crimps insulated and non-insulated terminals
- Machined for precision wire cuts and strips
- Color-coded to ensure proper crimp
- Overlapping teeth provide a consistent cut
- Insulated handles for safety

Self-Adjusting Wire Stripper/Cutter



Part No.	Description
4-220	Self-adjusting wire stripper/cutter

- Strips wire from 20 thru 12 ga.
- Blades adjust automatically to the wire being stripped
- Built-in cutter blades
- One set of teeth grip the wire and the second set cuts & strips the insulation

Cable Stripper



Part No.	Description
4-221	Cable stripper

- Strips 10 thru 4/0 ga. cable and 2 to 7 conductor round cable
- Easily removes cable insulation
- Adjustable stripper depth
- Contains replacement blade

Ratcheting Crimper



Part No.	Description
4-230	Ratcheting crimper

- Calibrated for STA-DRY® heat shrink connectors
- Assures the proper crimp force will be applied to heat shrink connectors every time
- Color-coded crimp nest for ease and accurate crimp
- Designed to install 20 thru 8 ga. terminals

Cable Tie Installation Tool



Part No.	Description
4-231	Plastic cable tie installation tool

- Secures nylon cable ties
- Plastic is good for light-duty or occasional use

Heavy-Duty Wire Stripper & Cutter

Part No.	Description
4-507	Heavy-duty wire stripper and cutter

- Cuts and crimps 22 thru 6 ga. wire and terminals



QWIK-FIT™ Tubing Release Tool

Part No.	Description
12-90005	QWIK-FIT™ Tubing Release Tool


- Design to push and connect tubing to fittings in hard to reach places such as under the dash board.
- Accommodates 1/8" and 1/4" sized fitting



Nylon Air Tube Cutters

Part No.	Description
12-90003	Nylon Tube Cutter - Economy

- Compact – Ideal for emergency situations
- Preset tubing guides



Economy

Part No.	Description
12-90002	Nylon Tube Cutter – Standard

- Ideal for shop use
- 1/2" tubing maximum
- Preset tubing guides



Standard

Part No.	Description
12-90004	Nylon Tube Cutter – Heavy-Duty*
4-904	Replacement Blade for Nylon Tube Cutter Heavy-Duty

- Ideal for heavy use or production lines
- Shortened nose for greater clearance during installation
- Preset tubing guides

* Replaceable blade sold separately



Heavy-Duty

POCKET CONTINUITY TESTERS

- Checks conductivity of all circuits
- Fits all standard 7-way round, 7-way blade type & 4-way flat connectors
- LED lights glow when circuit is functioning correctly
- All testers are internally grounded
- Handy and essential tool for every shop
- Many drivers carry these LED circuit checkers to quickly identify lighting problems prior to leaving yard

7-Way Socket Circuit Checker



Part No.	Description
15-200	7-way LED circuit checker for J560 system

- For SAE J560 sockets
- For use on tractor side or back of trailer when there is a 7-way socket available

7-Way Plug Circuit Checker



Part No.	Description
15-208	7-way LED circuit checker for J560 system

- For SAE J560 plugs
- For use on tractor side

7-Way E-Z Tester



Part No.	Description
63-0170	7-way tester for 7-way blade socket type

- For 7-way RV type sockets

4-Way E-Z Tester



Part No.	Description
63-0040	4-way tester

- For 4-way flat connections

Digital Multimeter



Part No.	Description
4-532	Digital multimeter

Check fuses, plugs, sockets, electrical cables, extension cords, control panels, small appliance, batteries, wall receptacles, etc.

- Pocket size
- Large LED display
- Temperature display
- Overload protection
- Accurate within .5%
- Low battery indicator

SHOP TOOLS & ACCESSORIES

66 LED with Flashlight

Part No.	Description
8-120	Rechargeable LED work lamp

- 66 bright white LED floodlight runs up to 4 hours
- 6 bright white LED flashlight runs up to 24 hours
- Rechargeable – Charges in about 3 hours on 110/220V AC or 12V DC power
- Dual mode switch – Operates floodlight or flashlight



Professional Fluorescent Work Lamp with Tool

Part No.	Description
8-110	26 watt fluorescent work lamp

- 26 watts, equivalent to 125 watt incandescent bulb
- Spot work light on top
- 90 degree swivel cord pivots for hands-free, stand-up use
- 3 wire, 25 ft. cord
- Retractable & removable nylon-tipped double hang hook rotates 360 degrees
- Polarized plug with 12 amp grounded receptacle



Retractable Triple Outlet Cord Reel

Part No.	Length	Gauge
8-103	30'	3/16

- Triple outlet retractable cord reel provides three grounding outlets
- Rugged cord reel and jacketed cord give superior performance under the toughest conditions
- Complete with mounting hardware
- 3 conductor SJTW-A, 300 volts



SHOP TOOLS & ACCESSORIES


110 Volt Drop Light



Part No.	Gauge	Length
8-101	3/16	50'

- High-visibility, heavy-duty jacketing resists oil, grease, fuel, acids and abrasion
- 3 conductor drop light
- Metal bulb shield (bulb not included)
- UL listed

110 Volt Plug & Socket



Part No.	Description
8-210	15a. - 125v. Male plug
8-211	15a. - 125v. Female plug

- 2-pole, 3-wire, enclosed parallel grounding
- Armored cap yellow vinyl

Air Cab Blower



Part No.	Description
11-304	Long 18' cab blower kit
4-500	Air gun only

- Cleans the cab in a hurry
- Swivel fitting on one end
- 1/4" M.P.T. on both ends

Retractable Shop Air Hose



Part No.	I.D.	Length	Each End
11-414	1/4"	18'	1/4" NPT
11-416	3/8"	18'	3/8" NPT

- For work bench, overhead air supply and low pressure air powered equipment and tools
- 170 psi maximum working pressure

HEAVY-DUTY TIRE INFLATOR

Heavy-Duty Tire Inflator

Part No.	Description
11-301	50 Ft. Heavy-Duty Tire Inflator NEW

- For use on trucks with air brake systems
- 50' straight PVC air hose to reach all tires
- Includes universal gladhand (12-010) and air chuck



HEAT GUN & TORCHES

Heat Gun

Part No.	Description
4-046	Heavy-duty heat gun

- Includes stand and deflector shield for easy use
- Lightweight - 2 1/2 lbs
- Built-in circuit breaker protects operator and unit
- Adjustable air intake & heat settings
- Double jacketed nozzle helps insulate heat
- Heat range 500°F to 750°F
- 115 volts; 14 amps



Mini-Jet Torch

Part No.	Description
4-054	Mini-jet torch, blister pack
4-055	Mini-jet torch, 2 clip strips with 6 blister packs per strip

- For small jobs and quick repairs
- Lifetime waterproof ignition system
- Refillable tank provides up to 30 minutes of butane capacity
- Adjustable gas flow with wind-resistant flame
- Protective flip-open cap
- See-through fuel tank
- Meets Consumer Product Safety Commission 16CFR Part 1212 - Safety Standard for Multi-Purpose Lighters (Child Resistant)



Specifications	
Length	35 mm (1.4 in)
Height	71 mm (2.8 in)
Width	20 mm (0.8 in)
Weight (when gas-filled)	46 g
Flame temperature	1300°C (2500°F)
Gas container capacity	5 ml
Operating capacity (one gas filling)	30 min.

Professional Torch



Part No.	Description
4-057	Professional torch, box

- For daily professional use
- Adjustable flame
- Refillable tank provides up to 220 minutes of butane capacity
- Brass body covered with a protective grip
- Waterproof piezoelectric ignition system
- Removable base provides for storage flexibility
- Meets Consumer Product Safety Commission 16CFR Part 1212 - Safety Standard for Multi-Purpose Lighters (Child Resistance)

Specifications	
Length	100 mm (1.4 in)
Height W/O stand	138 mm (2.8 in)
Width	36 mm (0.8 in)
Weight (when gas-filled)	280 g
Flame temperature	1300°C (2500°F)
Gas container capacity	60 ml
Operating capacity (one gas filling)	220 min.



Heavy-Duty Torch



Part No.	Description
4-058	Heavy-duty torch, clamshell

- For battery terminals & heavy wall shrink tubing
- Highest BTU output of all Phillips torches
- Adjustable flame
- Waterproof piezoelectric ignition system
- Refillable tank provides up to 120 minutes of butane capacity
- Powerful wind-resistant flame
- Meets Consumer Product Safety Commission 16CFR Part 1212 - Safety Standard for Multi-Purpose Lighters (Child Resistance)
- **Due to large flame, this torch is not recommended for use with heat shrink terminals**

Specifications	
Length	128 mm (4.73 in)
Height	172 mm (6.8 in)
Grip Diameter	45 mm (1.78 in)
Base Diameter	65 mm (2.56 in)
Weight (Empty)	460 g
Flame temperature	2600°F (1350°C)
Gas container capacity	60 ml
Operating capacity (one gas filling)	120 min.



BRUSHES

Heavy-Duty Battery Post & Terminal Cleaner

Part No.	Description
4-120	Battery post & terminal brush

- Internal wire brush



6 & 7-Way Plug & Socket Brush

Part No.	Description
4-121	7-way plug and socket brush
4-122	6-way plug and socket brush


- Stainless steel bristles for durability
- Perfect for glove box or tool box



Flush-Mounted 7-Way Plug Brush

Part No.	Description
15-121	Brush
15-124	Replacement brush insert
15-788	Mounting bracket

- Keeps corrosion under control
- Durable stainless steel bristles
- Mount next to regular socket for cleaning convenience
- Shop mounted, flush mounted or bracket mounted to vehicle
- Great for storing and cleaning cables when not in use
- Mounting bracket available, 15-788



CHARGING CLIPS AND TEST CLIPS

Test Clips

Part No.	Description	Qty.
7-410	5 amp miniature alligator clip	25


- Nickel-plated steel
- Full-meshing teeth
- Jaw opens .19"



Charging Clips

Part No.	Description	Qty.
7-412	10 amp center squeeze charging clip	25
7-414	25 amp center squeeze charging clip	25
7-416	50 amp center squeeze charging clip	25

- Screw or crimp connection
- Full-meshing teeth
- Zinc-plated steel



CSA KITS

CSA QWIK-FIX™ KIT



It's customizable!
We saved room in the bag so that you can add lights and other parts to fit your needs



New regulations deliver harsher penalties to the driver and fleet for electrical and air system failures. This new CSA QWIK-FIX™ KIT keeps standard electrical and air products at your fingertips, so if the situation arises, you'll be prepared!

Part No.	Description
80-850	CSA QWIK-FIX™ KIT

80-850 Contents

Replacement Part No.	Description	Qty.
16-720	STA-DRY® 7-Way Socket	1
16-730	STA-DRY® WEATHER-TITE™ PERMAPLUG™ 7-Way Plug	1
4-121	7-Way Plug & Socket Brush	1
4-250	QWIK-SHOT™ Grease Tubes	2
12-010	Universal Gladhands	2
12-012	Gladhand Rubber Seals	5
12-95066	3/8" QWIK-FIT™ Composite Air Fittings - Union	2
12-95088	1/2" QWIK-FIT™ Composite Air Fittings - Union	2
12-90003	Economy Nylon Air Tube Cutter	1
17-153	QWIK-SNAP™ 3-Hose Holder	1
8-43087	7.5" Cable Ties	100
17-150	2-Hose Separators	4

DOCUMENT HOLDER

STA-DRY® Document Holder

Part No.	Description
16-802	STA-DRY® Document holder
16-801	STA-DRY® Document holder replacement lid *

* Tether not included with replacement lid.

- Waterproof – Documents remain dry in extreme weather
- Stainless steel tether - Prevents misplacement of lid
- Twist-on lens with large grips – Easy to use with gloves
- Stainless steel hardware – Keeps documents rust free
- Mounts with most competitive document holders - 8 mounting holes
- Large interior for multiple documents



Tube-Document Holder

Part No.	Description
16-803	Aluminum tube document holder with mounting bracket NEW
16-804	Replacement rubber cap* NEW

* Tether not included with replacement cap.

- Features a sturdy, light-weight aluminum tubular body and mounting bracket with cushioned tube support
- UV protected rubber end caps with watertight seal
- Stainless steel tether – prevents misplacement of rubber end cap
- Easy to install – mounts to any flat surface



LOCKS

KING PIN LOCK

Part No.	Description
61-700	King pin lock

- Rugged cast iron construction
- Powder coated for corrosion protection
- Bright orange color makes lock visible to operator
- Includes two numbered keys for easy identification
- Upon request, multiple orders can be keyed alike



GLADHAND LOCK

Part No.	Description
12-700	Gladhand lock

- Constructed of corrosion resistant material
- Includes two numbered keys for easy identification
- Uniquely designed to fit standard, angled or swinger style gladhands
- Upon request, multiple orders can be keyed alike



TRAFFIC BUILDERS



Air & Electrical Center

Part No.	Description
80-130	Air & Electrical Center Wall Assortment

- Get organized
- Increase gross profit through impulse sales
- Includes top moving items - Designed to turn at least 6 times per year

Assortment Includes:

- Products
- Gondola Header Card
- Re-order Stickers
- Floor Talkers
- 25 Products Pull-Through Sales Fliers
- Detailed Planogram



Gondola Header Card



Re-order Stickers



Floor Talkers



80-130 Kit Contents:*

Replacement Part No.	Description	Qty.
11-315	Heavy-duty coiled air, 15' pair (red and blue)	5
11-3150	POWER GRIP™, 15' pair (red and blue)	5
11-5150	POLAR AIR®, 15' pair (red and blue)	5
12-006	Service gladhand, straight mount	25
12-008	Emergency gladhand, straight mount	25
15-042	STOW-A-WAY™, gladhand & plug holder	10
15-720	7-way, zinc die-cast socket	25
15-730	7-way, zinc die-cast plug	25
15-762	7-way, zinc die-cast, extended barrel socketbreaker	10
16-720	STA-DRY® socket, 2-hole, wire insertion	25
16-730	WEATHER-TITE™ PERMAPLUG™	25
22-4621	NON-ABS PERMACOIL™, 15' with two zinc die-cast plugs, 1/10 & 6/12 ga.	5
24-4621	NON-ABS PERMACOIL™, 15' with two zinc die-cast plugs, 1/12 & 6/14 ga.	5
30-4621	ABS PERMACOIL™, 15' with two zinc die-cast plugs	5

* Does not come with shelves, fences or gondola

Air Center



Part No.	Description
80-131	Air Center Wall Assortment


- Get organized
- Increase gross profit through impulse sales
- Includes top moving items - Designed to turn at least 6 times per year

Assortment Includes:

- Products
- Gondola Header Card
- Re-order Stickers
- Floor Talkers
- 25 Products Pull-Through Sales Fliers



Gondola Header Card



Re-order Stickers



Floor Talkers

80-131 Contents:*

Replacement Part No.	Description	Qty.
11-312	Heavy-duty coiled air, 12' pair (red and blue)	5
11-315	Heavy-duty coiled air, 15' pair (red and blue)	5
11-320	Heavy-duty coiled air, 20' pair (red and blue)	5
11-340	Heavy-duty coiled air, 15' pair (red and blue) with 40" lead	5
11-3150	POWER GRIP™, 15' pair (red and blue)	5
11-5150	POLAR AIR®, 15' pair (red and blue)	5
12-006	Service gladhand, straight mount	25
12-008	Emergency gladhand, straight mount	25
12-010	Universal gladhand, straight mount	25
12-600	Gladhand Grips - coiled air grips, pair (red and blue)	12
12-136	Gladhand - service, angle mount	25
12-138	Gladhand - emergency, angle mount	25
12-0100	Gladhand - dummy	25
12-012-25	Gladhand Seal - wide lip, polybag	25

* Does not come with shelves, fences or gondola

TRAFFIC BUILDERS

Deluxe Air & Electrical Center Bucket Display

Part No.	Description
80-110	Deluxe Air & Electrical Display

80-110 Contents:

Replacement Part No.	Description	Qty.
11-315	Heavy-duty coiled air, 15' pair (red and blue)	5
11-3150	POWER GRIP™, 15' pair (red and blue)	5
11-5150	POLAR AIR®, 15' pair (red and blue)	5
12-006	Service gladhand, straight mount	25
12-008	Emergency gladhand, straight mount	25
15-042	STOW-A-WAY™, gladhand & plug holder	10
15-720	7-way, zinc die-cast socket	25
15-730	7-way, zinc die-cast plug	25
15-762	7-way, zinc die-cast, extended barrel socketbreaker	10
16-720	STA-DRY® socket, 2-hole, wire insertion	25
16-730	WEATHER-TITE™ PERMAPLUG™	25
22-4621	NON-ABS PERMACOIL™, 15' with two zinc die-cast plugs, 1/10 & 6/12 ga.	5
24-4621	NON-ABS PERMACOIL™, 15' with two zinc die-cast plugs, 1/12 & 6/14 ga.	5
30-4621	ABS PERMACOIL™, 15' with two zinc die-cast plugs	5
80-106	Bucket rack w/ 8 buckets	1
80-107	Side attachment set	1
80-1078	Bucket sticker set	1

- Contains 14 of our top-moving gladhands, plugs, sockets, air and electrical assemblies
- Great as an end & aisle display
- Easy to assemble & maintain
- Dimensions: 68" x 34" x 12"



80-110

Air & Electrical Center Bucket Display

Part No.	Description
80-105	Air & Electrical Display

80-105 Contents:

Replacement Part No.	Description	Qty.
12-006	Service gladhand, straight mount	25
12-008	Emergency gladhand, straight mount	25
15-042	STOW-A-WAY™, gladhand & plug holder	10
15-720	7-way, zinc die-cast socket	25
15-730	7-way, zinc die-cast plug	25
15-762	7-way, zinc die-cast, extended barrel socketbreaker	10
16-720	STA-DRY® socket, 2-hole, wire insertion	25
16-730	WEATHER-TITE™ PERMAPLUG™	25
80-106	Bucket rack with 8 buckets	1

Replacement Part No.	Description
80-801	Phillips display bucket



80-801



80-105

STA-DRY® Heat Shrink Display

TRAFFIC BUILDERS



Part No.	Description
80-1850	STA-DRY® Heat Shrink Display

80-1850 Contents:

Replacement Part No.	Description	Qty.
1-1723	STA-DRY® Crimp & Seal™ - butt connector, daisy chain, 12-10 ga., 10 pcs/bag	2
1-1724	STA-DRY® Crimp & Seal™ - butt connector, daisy chain, 16-14 ga., 10 pcs/bag	2
1-1803	STA-DRY® Crimp, Solder & Seal™ - plastic kit with 45 assorted connectors	1
1-1861	STA-DRY® Crimp, Solder & Seal™ - butt connector 12-10 ga., 25 pcs/bag	2
1-1861C	STA-DRY® Crimp, Solder & Seal™ - butt connector 12-10 ga., 5 pcs/clam	5
1-1862	STA-DRY® Crimp, Solder & Seal™ - butt connector 16-14 ga., 25 pcs/bag	2
1-1862C	STA-DRY® Crimp, Solder & Seal™ - butt connector 16-14 ga., 5 pcs/clam	5
1-1863	STA-DRY® Crimp, Solder & Seal™ - butt connector 20-18 ga., 25 pcs/bag	2
1-1863C	STA-DRY® Crimp, Solder & Seal™ - butt connector 20-18 ga., 5 pcs/clam	5
1-1903	STA-DRY® Crimp & Seal™ - plastic kit with 56 assorted connectors	1
1-1922	STA-DRY® Crimp & Seal™ - ring terminal, 16-14 ga., #8 stud, 25 pcs/bag	2
1-1923	STA-DRY® Crimp & Seal™ - ring terminal, 16-14 ga., #10 stud, 25 pcs/bag	2
1-1923C	STA-DRY® Crimp & Seal™ - ring terminal, 16-14 ga., #10 stud, 5 pcs/clam	5
1-1924	STA-DRY® Crimp & Seal™ - ring terminal, 16-14 ga., 1/4" stud, 25 pcs/bag	2
1-1926	STA-DRY® Crimp & Seal™ - ring terminal, 16-14 ga., 3/8" stud, 25 pcs/bag	2
1-1933	STA-DRY® Crimp & Seal™ - ring terminal, 12-10 ga., #10 stud, 25 pcs/bag	2
1-1935	STA-DRY® Crimp & Seal™ - ring terminal, 12-10 ga., 5/16" stud, 25 pcs/bag	2
1-1936	STA-DRY® Crimp & Seal™ - ring terminal, 12-10 ga., 3/8" stud, 25 pcs/bag	2
1-1961	STA-DRY® Crimp & Seal™ - butt connector, 20-18 ga., 25 pcs/bag	3
1-1961C	STA-DRY® Crimp & Seal™ - butt connector, 20-18 ga., 5 pcs/clam	5
1-1962	STA-DRY® Crimp & Seal™ - butt connector, 16-14 ga., 25 pcs/bag	3
1-1962C	STA-DRY® Crimp & Seal™ - butt connector, 16-14 ga., 5 pcs/clam	5
1-1963	STA-DRY® Crimp & Seal™ - butt connector, 16-14 ga., 25 pcs/bag	3
1-1963C	STA-DRY® Crimp & Seal™ - butt connector, 12-10 ga., 5 pcs/clam	5
1-1964	STA-DRY® Crimp & Seal™ - butt connector, 8 ga., 25 pcs/bag	2
1-1971	STA-DRY® Crimp & Seal™ - slip-on terminal, fully insulated, 16-14 ga., female 25 pcs/bag	2
1-1972	STA-DRY® Crimp & Seal™ - slip-on terminal, fully insulated, 16-14 ga., male 25 pcs/bag	2
1-2267	STA-DRY® Crimp & Seal™ - bullet terminal 16-14 ga., .180, female, blue, 25 pcs/bag	2
1-2269	STA-DRY® Crimp & Seal™ - bullet terminal 16-14 ga., .180, male, blue, 25 pcs/bag	2
1-2269C	STA-DRY® Crimp & Seal™ - bullet terminal 16-14 ga., .180, male, blue, 5 pcs/clam	5
4-054	Mini-jet torch, clamshell	3
4-057	Professional torch, box	1
4-214	Shop tool - wire stripping and crimping tool	1
6-103C	STA-DRY® dual wall heat shrink tubing - CLEAR-VU™, 22-18 ga., red, 6", 3 pcs/clam	5
6-105C	STA-DRY® dual wall heat shrink tubing - CLEAR-VU™, 16-14 ga., blue, 6", 3 pcs/clam	5
6-107C	STA-DRY® dual wall heat shrink tubing - CLEAR-VU™, 12-10 ga., yellow, 6", 3 pcs/clam	5
6-206	STA-DRY® heavy dual wall heat shrink tubing - 1-4/0 ga., black, 6", 6 pcs/bag	2
6-211C	STA-DRY® heavy dual wall heat shrink tubing - 6-2 ga., red, 6", 1 pc/bag	5
6-212C	STA-DRY® heavy dual wall heat shrink tubing - 6-2 ga., black, 6", 1 pc/clam	5
6-300	STA-DRY® flexible dual wall heat shrink tubing - 16-14 ga., black, 6", 6 pcs/bag	2
6-301	STA-DRY® flexible dual wall heat shrink tubing - 12-10 ga., black, 6", 6 pcs/bag	2
6-302	STA-DRY® flexible dual wall heat shrink tubing - 8 ga., black, 6", 6 pcs/bag	2
6-304	STA-DRY® flexible dual wall heat shrink tubing - 6-2 ga., black, 6", 6 pcs/bag	2
6-1800	STA-DRY® heat shrink tubing kit - 78 pieces (6"), flexible dual wall, clear & black	1

- Contains the most popular heat shrink connectors
- Includes:
 - Heat shrink connectors
 - Kits
 - Shrink tubing
 - Stripper/crimper
 - Heat tools
- Profit builder
- Silent salesman
- Vending machine
- Dimensions:
 - 25" wide
 - 69.5" tall
 - 21" deep

Air & Electrical Center Starter Kit

Part No.	Description
80-140	Air & Electrical Center Starter Kit NEW

80-140 Contents:

Replacement Part No.	Description	Qty.
15-730	7-way zinc die-cast plug	20
15-720	7-way zinc die-cast socket	20
30-4621	ABS PERMACOIL™, 15' with two zinc die-cast plug	3
24-4621	NON-ABS PERMACOIL™, 15' with two zinc die-cast plug	3
11-315	Heavy-duty coiled air, 15' pair (red & blue)	5
12-006	Service gladhand, straight mount	20
12-008	Emergency gladhand, straight mount	20

- Great as an aisle display
- Easy to maintain
- Fastest-moving combination of electrical cables, electrical plugs & sockets, air coils & gladhands geared toward YOUR customers!
- Designed for more than 6 turns a year
- Includes FREE merchandising tools - Display, header card and product stickers
- Display made of durable, corrugated plastic that comes with easy to read assembly instructions



Tracker Bar Display

Part No.	Description
80-420	Tracker Bar Display

80-420 Contents:

Replacement Part No.	Description	Qty.
17-148	Kit with single heavy-duty spring, 20"	5
17-420	Kit with dual heavy-duty springs, 16"	5
-	20" tracker bar	1
-	Header card for easy identification and product replenishment	1

- Replacement spring and hardware for tracker bars
- Kits include snap-on clip, sleeve, spring and our revolutionary QWIK-SNAP™ 3-hose holder

Does not include pegboard



2/0 CLEAR-VU™ Battery Jumper Display



TAKE CARE OF CORROSION BEFORE CORROSION TAKES CARE OF YOU!

Part No.	Description
80-903	2/0 CLEAR-VU™ Battery Jumper Display in English & French

80-903 Contents:


Replacement Part No.	Description	Qty.
9-350	2/0 CLEAR-VU™ clear, 2 lug, 8"	3
9-351	2/0 CLEAR-VU™ smoke, 2 lug, 8"	3
9-352	2/0 CLEAR-VU™ translucent red, 2 lug, 8"	3
9-360	2/0 CLEAR-VU™ clear, 3 lug, 17"	3
9-361	2/0 CLEAR-VU™ smoke, 3 lug, 17"	3
9-362	2/0 CLEAR-VU™ translucent red, 3 lug, 17"	3
9-370	2/0 CLEAR-VU™ clear, 4 lug, 26"	3
9-371	2/0 CLEAR-VU™ smoke, 4 lug, 26"	3
9-372	2/0 CLEAR-VU™ translucent red, 4 lug, 26"	3
-	Display poster	1
-	Pegboard hooks	9

- 9 of the fastest moving Phillips 2/0 Battery Jumpers
- OEM replacement for standard red and black cables
- Easy to assemble, even easier to sell!
- Free 4-color display poster helps drive impulse sales
- Poster comes doubled sided with English on one side and French on the reverse side
- Poster has OEM replacement chart for ease of interchangeability between manufacturers

Does not include pegboard

TRAFFIC BUILDERS

Mini-Jet Torch Clip Strips



Part No.	Description
4-055	2 Clip Strips with 12 Blister Packs of 4-054

- Contains 12 mini-torches 4-054
- Packaged as 2 clip strips with 6 torches each

Wire Rack



Part No.	Description
80-191	Primary Wire Rack

- Ideal for the 80-2006 primary wire assortment
- Holds 12 - 100' primary wire spools
- Keeps wire organized and accessible
- Printed 1 foot ruler for easy measuring
- Wall mountable or freestanding
- Sturdy rack that is built to last
- 21" X 15.5" X 5.5"

STA-DRY® Heat Shrink Connector Shake Jar Display

Part No.	Description	
80-1860	STA-DRY® Heat Shrink Connector Shake Jar Display	NEW
80-1860F	STA-DRY® Shake Jar Display - French	NEW
80-1860S	STA-DRY® Shake Jar Display - Spanish	NEW

80-1860, 80-1860F & 80-1860S Contents:

Part No.	Description	Qty.
1-1661J	STA-DRY® Crimp & Seal, CLEAR-VU™ Window, 22-18 ga., 100 Pcs/Jar	2
1-1662J	STA-DRY® Crimp & Seal, CLEAR-VU™ Window, 16-14 ga., 100 Pcs/Jar	3
1-1663J	STA-DRY® Crimp & Seal, CLEAR-VU™ Window, 12-10 ga., 60 Pcs/Jar	2
1-1961J	STA-DRY® Crimp & Seal, 22-18 ga., 100 Pcs/Jar	2
1-1962J	STA-DRY® Crimp & Seal 16-14 ga., 100 Pcs/Jar	3
1-1963J	STA-DRY® Crimp & Seal, 12-10 ga., 60 Pcs/Jar	2
1-1861J	STA-DRY® Crimp, Solder & Seal, 12-10 ga., 60 Pcs/Jar	2
1-1862J	STA-DRY® Crimp, Solder & Seal, 16-14 ga., 100 Pcs/Jar	3
1-1863J	STA-DRY® Crimp, Solder & Seal, 22-18 ga., 100 Pcs/Jar	2
-	PHILLIPS STA-DRY® Heat Shrink Connectors Sample Board	1

- Contains nine of our most popular STA-DRY® Heat Shrink Connectors in easy to sell Shake Jars!
- Increase profit through impulse sales!
- Comes pre-assembled
- Dimensions are approximately 12" x 12" x 12", the header card is approximately 8" x 12"
- Also available in Spanish or French
- Includes product sample board



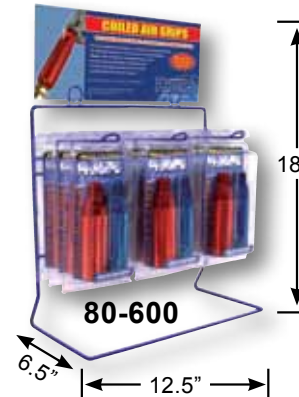
Coiled Air Gladhand Extension Display

Part No.	Description
80-600	Coiled Air Gladhand Extension Counter Top Display

80-600 Contents:

Part No.	Description	Qty.
12-600	Coiled Air Gladhand Extension Pairs (red & blue)	9
-	Display Header Card	1
-	Counter Rack	1

- Provides strong leverage for coupling/uncoupling gladhands
- One-piece body for easy installation
- Durable and strong; made of solid aluminum
- Corrosion-resistant anodized color coating
- Easy installation - Installs between air coil and gladhand



QWIK-SNAP™ DISPLAY

Part No.	Description	
80-153	QWIK-SNAP™ Hose Holder Counter Top Display	NEW

80-153 Contents:

Replacement Part No.	Description	Qty.
17-152	QWIK-SNAP™ 2 Hose Holder	10
17-153	QWIK-SNAP™ 3 Hose Holder	10
17-154	QWIK-SNAP™ 4 Hose Holder	10
-	Display Header Card	1
-	Counter Rack	1

- Contains all three of our QWIK-SNAP™ Hose Holders
- Increase gross profit through impulse sales
- Quicker than conventional hose holders - change hoses in seconds



Gladhand Seal Buckets

80-0165 80-0163



80-0161 80-012 80-0162

Part No.	Description
80-012	Black rubber, 200 count
80-0161	Blue polyurethane, 200 count
80-0162	Red polyurethane, 200 count
80-0163	Black polyurethane, 200 count
80-0165	Blue & red polyurethane, 200 count (100 blue, 100 red)
80-0167	Grey polyurethane with dust flap, 200 count

- Great for countertop impulse sales
- Place to "write in" price
- Barcode on label for scanning
- Fits all industry standard gladhands

QWIK-SHOT™ Grease Tube Bucket



Part No.	Description
80-250	Grease tubes, 6 grams, 200 count bucket

- Perfect for use on plug/socket connection
- Great for countertop impulse sales
- Convenient one-use tubes
- High film strength and exceptional anti-wear properties
- Creates non-conductive, watertight barrier for electrical connections
- Unlimited applications - heavy-duty, automotive, marine, agriculture, construction, material handling
- **SILENT SALESMAN FOR THE COUNTER!**

Foam Socket Seal Bucket



Part No.	Description
80-795	Corrosion prevention gaskets, 200 count bucket

- Keep corrosion out of the electrical system!
- Easy to install in 7-way J560 socket only
- Weather and chemical resistant
- Great for counter top impulse sales
- **SILENT SALESMAN FOR THE COUNTER!**

OUR TOP MOVERS IN A NO-HASSLE DISPLAY!

Bulk Merchandisers

Coiled Air

Part No.	Description
11-315G	Pair (red & blue), 15' working length *

- Most popular coiled air sets packaged for easy sales
- Contains 50 individually bagged sets of 11-315



PERMACOIL™

Part No.	Description
24-4621G	15', with two zinc die-cast plugs, NON-ABS *

- Most popular NON-ABS coiled electrical packaged to move
- Contains 100 individually bagged sets of 24-4621



ABS PERMACOIL™

Part No.	Description
30-4621G	15', with two zinc die-cast plugs, ABS *

- Most popular ABS coiled electrical; guaranteed to increase sales
- Contains 100 individually bagged sets of 30-4621



* Working length - As measured by pull force per SAE J2222. Length of actual cable is significantly longer.

TRAFFIC BUILDERS

ONE RACK...ENDLESS POSSIBILITIES!

Build Your Own Repair Station!

Empty Tray



Part No.	Description
80-1901	Tray only

- Great for creating your own assortment
- 24 compartments

3/8" Assortment Clamp Kit



Part No.	Description
5-1000	3/8" Assortment clamp kit

- Please see page 111 for complete contents

Flexible Heat Shrink Tubing



Part No.	Description
6-1801	STA-DRY® flexible dual wall shrink tubing assortment

- Please see page 100 for complete contents

2/0 Heavy-Duty Crimp Kit



Part No.	Description
9-1004	Heavy-duty 2/0 ga crimp assortment

- Please see page 79 for complete contents

Part No.	Page	Part No.	Page	Part No.	Page	Part No.	Page
1-1661	92	1-1923-100	89	1-1976C	90	1-51006	95, 96
1-1661-100	92	1-1923C	89, 152	1-1981	90	1-51104	96
1-1661J	92, 155	1-1924	89, 91, 152	1-1982	91	1-51106	95, 96
1-1662	83, 92	1-1924-100	89	1-1983	90	1-51204	96
1-1662-100	92	1-1924C	89	1-1984	91	1-51206	95, 96
1-1662J	92, 155	1-1925	89	1-2003	87	1-52026	97
1-1663	92	1-1926	89, 91, 152	1-2022	86	1-52034	97
1-1663-100	92	1-1926-100	89	1-2023	86, 87	1-52044	97
1-1663J	92, 155	1-1926C	89	1-2023C	86	1-52054	97
1-1723	93, 152	1-1932	89	1-2024	86	1-52104	95, 97
1-1723-100	93	1-1933	89, 91, 152	1-2024C	86	1-52114	97
1-1724	83, 93, 152	1-1933-100	89	1-2026	86, 87	1-52116	97
1-1724-100	93	1-1933C	89	1-2026C	86	1-52124	97
1-1725	93	1-1934	89, 91	1-2029	87	1-52126	95, 97
1-1725-100	93	1-1934-100	89	1-2033	87	1-52134	97
1-1726	88	1-1934C	89	1-2034	86, 87	1-52136	95, 97
1-1727	88	1-1935	89, 152	1-2034C	86	1-52144	97
1-1728	88	1-1936	89, 152	1-2035	86	1-52146	97
1-1729	93	1-1936-100	89	1-2036	86, 87	1-52154	97
1-1730	93	1-1937	89	1-2036C	86	1-52156	95, 97
1-1803	85, 152	1-1940	89	1-2038	86	1-52214	97
1-1861	84, 85, 152	1-1941	89	1-2043	86, 87	1-52216	97
1-1861-100	84	1-1942	89	1-2044	86	1-52224	97
1-1861-500	84	1-1944	89	1-2055	87	1-52226	95, 97
1-1861C	84, 152	1-1945	89	1-2056	87	1-52234	97
1-1861J	84, 155	1-1946	89	1-2061	86, 87	1-52236	95, 97
1-1862	83, 84, 85, 152	1-1947	89	1-2061-100	86	1-52244	97
1-1862-100	84	1-1948	89	1-2062	83, 86, 87	1-52246	97
1-1862-500	84	1-1949	89	1-2062-100	86	1-52254	97
1-1862C	84, 152	1-1950	90	1-2063	86, 87	1-52256	95, 97
1-1862J	84, 155	1-1951	90	1-2063-100	86	1-52264	97
1-1863	84, 85, 152	1-1952	90	1-2071	87	1-52265	97
1-1863-100	84	1-1953	90	1-2072	87	1-52414	96
1-1863-500	84	1-1955	90	1-2200	95	1-52424	96
1-1863C	84, 152	1-1956	90	1-2241	90	1-53004	98
1-1863J	84, 155	1-1957	90	1-2242	90	1-53006	98
1-1871	84	1-1961	88, 91, 152	1-2244	94	1-53014	98
1-1872	84	1-1961-100	88	1-2246	94	1-53016	98
1-1873	84, 85	1-1961-500	88	1-2247	94	1-53104	98
1-1873C	84	1-1961C	88, 152	1-2254	94	1-53105	95, 98
1-1874	84, 85	1-1961J	88, 155	1-2256	94	1-53114	98
1-1874C	84	1-1962	83, 88, 91, 152	1-2257	94	1-53115	95, 98
1-1875	84, 85	1-1962-100	88	1-2261	94	1-53124	98
1-1875C	84	1-1962-500	88	1-2262	94	1-53134	98
1-1876	84, 85	1-1962C	88, 152	1-2263	94	1-53204	98
1-1877	84, 85	1-1962J	88, 155	1-2264	94	1-53206	98
1-1878	84, 85	1-1963	88, 91, 152	1-2265	94	1-53214	98
1-1879	85	1-1963-100	88	1-2266	90	1-53216	98
1-1880	85	1-1963-500	88	1-2267	90, 152	1-53304	98
1-1891	85	1-1963C	88, 152	1-2267-100	90	1-53314	98
1-1892	85	1-1963J	88, 155	1-2267C	90	1-53404	98
1-1893	85	1-1964	88, 152	1-2268	91	1-53414	98
1-1893C	85	1-1965	90	1-2269	91, 152	1-53504	98
1-1894	85	1-1965C	90	1-2269-100	91	1-53505	98
1-1900	91	1-1966	90	1-2269C	91, 152	1-53514	98
1-1903	91, 152	1-1966-100	90	1-2271	94	1-53515	98
1-1905	91	1-1971	90, 91, 152	1-2272	94	1-54004	97
1-1917	89	1-1971-100	90	1-2273	94	1-54014	97
1-1918	89	1-1971C	90	1-2274	94	1-54024	97
1-1919	89, 91	1-1972	90, 91, 152	1-2275	95	1-54104	97
1-1919C	89	1-1972-100	90	1-2276	95	1-54114	97
1-1920	89	1-1972C	90	1-2281	95	1-54124	95, 97
1-1921	89	1-1975	90, 91	1-2282	95	1-54224	95, 97
1-1922	89, 152	1-1975C	90	1-2283	95	1-54234	97
1-1923	89, 91, 152	1-1976	90	1-2284	95	1-55104	98

Part No.	Page	Part No.	Page	Part No.	Page	Part No.	Page
1-55106	98	2-136	65	3-202	61	3-515	63
1-55114	98	2-137	65	3-203	61	3-516	63
1-55116	98	2-137-1000	65	3-204	61	3-516-100	63
1-55124	98	2-141	65	3-205	61	3-516-250	63
1-55125	98	2-142	65	3-221	61	3-518	63
1-55134	98	2-144	65	3-222	61	3-526	62
1-55135	98	2-145	65	3-223	61	3-528	62
1-56001	99	2-146	65	3-224	61	3-528-100	62
1-56003	99	2-147	65	3-225	61	3-530	62
1-56011	99	2-151	65	3-241	61	3-530-100	62
1-56013	99	2-152	65	3-242	61	3-532	62
1-56101	99	2-155	65	3-243	61	3-532-100	62
1-56104	99	2-156	65	3-244	61	3-545	62
1-56106	95, 99	2-401	66	3-245	61	3-545-100	62
1-56111	99	2-402	66	3-326	61	3-546	62
1-56114	99	2-403	66	3-327	61	3-546-100	62
1-56116	99	2-404	66	3-328	61	3-551	62
1-56131	99	2-422	66	3-329	61	3-551-100	62
1-56141	99	2-423	66	3-330	61	3-555	62
1-56201	99	2-424	66	3-341	62	3-555-100	62
1-56203	99	2-425	66	3-342	62	3-556	62
1-56211	99	2-426	66	3-343	62	3-556-100	62
1-56213	99	2-1013	65	3-344	62	3-565	62
1-56241	99	2-1023	65	3-407	62	3-565-100	62
2-101	65	2-1043	65	3-501	63	3-566	62
2-102	65	2-1053	65	3-501-100	63	3-566-100	62
2-104	65	2-1063	65	3-501-250	63	3-602	60
2-105	65	2-1073	65	3-502	63	3-603	60
2-106	65	2-1113	65	3-502-100	63	3-604	60
2-107	65	2-1123	65	3-502-250	63	3-612	60
2-111	65, 66	2-1133	65	3-503	63	3-613	60
2-111-1000	65	2-1143	65	3-503-010	12	3-614	60
2-112	65, 66	2-1153	65	3-503-100	63	3-622	60
2-113	65	2-1163	65	3-503-250	63	3-623	60
2-113-1000	65	2-1173	65	3-504	63	3-624	60
2-114	65	2-1213	65	3-504-010	12	3-632	60
2-115	65, 66	2-1223	65	3-504-100	63	3-633	60
2-115-1000	65	2-1233	65	3-504-250	63	3-642	60
2-116	65	2-1243	65	3-505	63	3-643	60
2-116-1000	65	2-1253	65	3-505-100	63	3-652	60
2-117	65	2-1263	65	3-505-250	63	3-653	60
2-117-1000	65	2-1273	65	3-506	63	3-654	60
2-121	65, 66	2-1313	65	3-506-100	63	3-655	60
2-121-1000	65	2-1323	65	3-506-250	63	3-662	60
2-122	65, 66	2-1333	65	3-507	63	3-663	60
2-122-1000	65	2-1343	65	3-507-100	63	3-664	60
2-123	65, 66	2-1353	65	3-508	63	4-046	143
2-123-1000	65	2-1363	65	3-508-100	63	4-054	91, 143, 152
2-124	65, 66	2-1373	65	3-509	63	4-055	143, 154
2-124-1000	65	2-1413	65	3-509-100	63	4-057	103, 144, 152
2-125	65, 66	2-1423	65	3-509-250	63	4-058	144
2-125-1000	65	2-1453	65	3-510	63	4-100	80, 137
2-126	65, 66	2-1463	65	3-510-100	63	4-120	145
2-126-1000	65	2-1473	65	3-510-250	63	4-121	145, 146
2-127	65, 66	2-1513	65	3-511	63	4-122	145
2-127-1000	65	2-1553	65	3-511-100	63	4-140	137
2-131	65, 66	2-1563	65	3-511-250	63	4-146	137
2-131-1000	65	3-112	66	3-512	63	4-147	137
2-132	65	3-113	66	3-512-100	63	4-150	137
2-132-1000	65	3-191	61	3-512-250	63	4-152	68, 80, 137
2-133	65	3-192	61	3-513	63	4-153	68, 137
2-134	65	3-193	61	3-513-100	63	4-214	95, 138, 152
2-134-1000	65	3-194	61	3-514	63	4-220	138
2-135	65, 66	3-195	61	3-514-100	63	4-221	138
2-135-1000	65	3-201	61	3-514-250	63	4-230	138

Part No.	Page	Part No.	Page	Part No.	Page	Part No.	Page
4-231	111, 138	5-45164	113	6-400	75, 100	8-1140	68
4-250	146	5-45224	113	6-401	75, 100	8-1141	68
4-500	142	5-45241	113	6-402	75, 100	8-1150	68
4-507	139	5-45261	113	6-403	75, 100	8-1151	68
4-532	140	5-45271	113	6-404	12, 75, 81, 100	8-1160	68, 80, 81
4-904	139	5-46034	113	6-405	12, 75, 81, 100	8-1161	68, 80, 81
5-023	112	5-46044	113	6-521	103	8-1170	68
5-023-250	112	5-46054	113	6-522	103	8-1171	68
5-023-1000	112	5-46064	113	6-532	103	8-1180	68
5-025	112	5-46074	113	6-1800	102, 152	8-1181	68
5-025-250	112	5-46084	113	6-1801	102, 158	8-1250	68
5-025-1000	112	5-46094	113	7-259	75	8-1251	68
5-027	112	5-46104	113	7-260	75	8-1260	68
5-027-250	112	5-46124	113	7-261	75	8-1261	68
5-027-1000	112	5-46144	113	7-262	75	8-1281	68
5-029	112	5-46164	113	7-263	75	8-1361	68
5-029-250	112	5-46224	113	7-264	75	8-1460	68, 80, 81
5-030	112	5-46241	113	7-265	75	8-1461	68, 80, 81
5-030-250	112	5-46261	113	7-266	75	8-1470	68
5-030-500	112	5-46271	113	7-267	75	8-1471	68
5-032	112	5-46281	113	7-410	145	8-1480	68
5-032-250	112	5-46291	113	7-412	145	8-1481	68
5-032-500	112	5-46301	113	7-414	145	8-1560	68
5-034	112	6-102	102	7-416	145	8-1650	68
5-034-250	112	6-102C	102	7-1800	75	8-1660	68
5-036	112	6-103	101	8-101	142	8-1763	68
5-036-250	112	6-103C	101, 152	8-103	141	8-1863	68
5-040	112	6-104	102	8-110	141	8-2001	69
5-525	111	6-104C	102	8-120	141	8-2002	69
5-527	111	6-105	101	8-210	142	8-2003	69
5-530	111	6-105C	101, 152	8-211	142	8-2010	69
5-532	111	6-106	102	8-402	72	8-2011	69
5-534	111	6-106C	102	8-403	72	8-2012	69
5-536	111	6-107	101	8-610	71	8-2013	69
5-538	111	6-107C	101, 152	8-611	71	8-2021	69
5-710	112	6-202	100	8-612	71	8-2023	69
5-711	112	6-204	100, 102	8-613	71	8-2025	69
5-712	12, 112	6-206	100, 102, 152	8-618	71	8-2033	69
5-713	112	6-207	100, 102	8-619	71	8-2053	69
5-714	112	6-208	100	8-620	71	8-2055	69
5-715	112	6-209	100	8-621	71	8-2063	69
5-716	112	6-210	100, 102	8-622	71	8-2065	69
5-750	23, 23	6-211	80, 100, 102	8-623	71	8-2073	69
5-810	112	6-211C	100, 152	8-638	71	8-2100	70
5-811	112	6-212	80, 100, 102	8-644	72	8-2101	70
5-812	112	6-212C	100, 152	8-645	72	8-2102	70
5-813	112	6-300	101, 102, 152	8-646	72	8-2103	70
5-814	112	6-301	101, 102, 152	8-648	72	8-2105	70
5-815	112	6-302	101, 102, 152	8-651	76, 81	8-2110	70
5-816	112	6-304	101, 102, 152	8-656	76	8-2111	70
5-1000	113, 158	6-305	101, 102	8-657	76	8-2112	70
5-5003	49	6-306	101	8-660	76	8-2113	70
5-5006	49	6-307	101	8-661	76	8-2115	70
5-5007	49	6-308	101	8-662	76, 81	8-2121	70
5-5008	18, 19, 108	6-309	101, 102	8-663	76	8-2122	70
5-45034	113	6-310	101, 102	8-664	76	8-2123	70
5-45044	113	6-311	101, 102	8-665	76	8-2125	70
5-45054	113	6-312	101, 102	8-667	76	8-2131	70
5-45064	113	6-313	101, 102	8-752	79	8-2132	70
5-45074	12, 113	6-314	101, 102	8-1120	68	8-2133	70
5-45084	113	6-315	101, 102	8-1121	68	8-2135	70
5-45094	113	6-351	101	8-1122	68	8-2141	70
5-45104	113	6-353	101	8-1130	68	8-2142	70
5-45124	113	6-355	101	8-1131	68	8-2143	70
5-45144	113	6-357	101	8-1132	68	8-2145	70

Part No.	Page	Part No.	Page	Part No.	Page	Part No.	Page
8-2152	70	8-4773	68	9-242	74	11-312	15, 150
8-2153	70	8-4783	68	9-243	74	11-315	15, 149, 150
8-2155	70	8-4863	68, 80, 81	9-262	74		151, 153, 157
8-2162	70	8-4920	69	9-263	74	11-315G	157
8-2163	70	8-4930	69	9-282	74	11-317	15
8-2165	70	8-4950	69	9-283	74	11-318	15
8-2172	70	8-4960	69	9-290	74	11-320	15, 150
8-2173	70	8-4970	69	9-291	74	11-321	15
8-2175	70	8-4980	69	9-292	74	11-322	15
8-2183	70	8-6401	72	9-293	74	11-338	15
8-2185	70	8-6411	72	9-309	78	11-339	15
8-2203	70	8-6421	72	9-310	78	11-340	15, 150
8-2213	70	8-7122	74	9-313	78	11-414	142
8-2223	70	8-7123	74	9-323	78	11-416	142
8-2233	70	8-7124	74, 80, 81	9-325	79	11-712	16
8-2243	70	8-7125	74, 80, 81	9-326	79	11-715	16
8-2253	70	8-7126	74	9-350	73, 154	11-717	16
8-2255	70	8-7127	74	9-351	73, 154	11-718	16
8-2263	70, 81	8-7132	74	9-352	73, 154	11-738	16
8-2265	70, 81	8-7133	74	9-360	73, 154	11-739	16
8-2273	70	8-7137	74	9-361	73, 154	11-740	16
8-2275	70	8-7142	74, 80, 81	9-362	73, 154	11-3100	14
8-2283	70	8-7143	74, 80, 81	9-370	73, 154	11-3110	14
8-2285	70	8-7146	74	9-371	73, 154	11-3120	14
8-2763	68, 81	8-7147	74	9-372	73, 154	11-3129	15
8-2765	68, 81	8-7150	74	9-404	77	11-3150	14, 149, 150, 151
8-2900	70	8-7151	74	9-405	77	11-3159	15
8-2910	70	8-30050	110	9-407	77	111-3170	14
8-2920	70	8-30057	110	9-413	77	11-3180	14
8-2930	70	8-33087	109	9-416	77	11-3380	14
8-2940	70	8-33117	109	9-427	78	11-3390	14
8-2950	70	8-33147	109	9-428	78	11-3400	14
8-2960	70	8-34147	109	9-435	79	11-3409	15
8-2980	70	8-40050	110	9-436	79	11-5120	14
8-4111	69	8-40057	110	9-1002	80	11-5150	14, 149, 150, 151
8-4112	69	8-41047	109	9-1004	81, 158	11-5151	14
8-4113	69	8-43084	109	11-125	50	11-5152	14
8-4121	12, 69	8-43087	109, 146	11-250	50	11-5200	14
8-4122	12, 69	8-43117	109	11-253	50	11-5300	14
8-4123	12, 69	8-43147	109	11-257	50	11-5400	14
8-4125	69	8-44147	109	11-258	50	11-5401	14
8-4131	69	8-45134	111	11-260	50	11-5402	14
8-4132	69	8-45194	111	11-261	50	11-8110	17
8-4133	69	8-48087	95, 110	11-262	50	11-8111	17
8-4135	69	8-48147	110	11-263	50	11-8112	17
8-4152	69	8-49077	110	11-264	50	11-8113	17
8-4153	69	8-49157	110	11-265	50	11-8115	17
8-4155	69	8-61020	110	11-266	50	11-8117	17
8-4161	69	9-126	73	11-267	50	11-8118	17
8-4162	69	9-128	73	11-269	50	11-8119	17
8-4163	69	9-150	73	11-270	50	11-8120	17
8-4165	69, 80, 81	9-151	73	11-271	50	11-8121	17
8-4173	69	9-152	73	11-273	50	11-8122	17
8-4175	69	9-208	73	11-274	50	11-8123	17
8-4183	69	9-209	73	11-276	50	11-8180-250	17
8-4185	69	9-210	73	11-277	50	11-8185-250	17
8-4365	69	9-211	73	11-278	50	11-8190-250	17
8-4463	69	9-212	73	11-300	16	11-31509	15
8-4465	69	9-213	73	11-300KT	16	11-34009	15
8-4563	69	9-214	73	11-301	143	11-51209	15
8-4663	69	9-215	73	11-302	16	11-51509	15
8-4723	68	9-216	73	11-303	16	11-54009	15
8-4733	68	9-217	73	11-304	142	12-006	43, 47, 149
8-4753	68	9-218	73	11-310	15		150, 151, 153
8-4763	68, 80, 81	9-219	73	11-311	15	12-006B	43

Part No.	Page	Part No.	Page	Part No.	Page	Part No.	Page
12-008	43, 47, 149	12-2061	42	12-90044	52, 57	12-96066	55
	150, 151, 153	12-2361	42	12-90060	56, 58	12-96222	54
12-008B	43	12-2367	42	12-90066	52, 57	12-96444	54, 57
12-010	43, 47, 146, 150	12-4506	45	12-90080	56, 58	12-96555	54
12-010B	43	12-4508	45	12-90088	52, 57	12-96666	54, 57
12-011	46	12-4526	45	12-90400	56	12-96888	54, 57
12-012	46, 146	12-4546	45	12-90600	56	12-97106	55
12-012-25	46, 150	12-4548	45	12-90800	56	12-97108	55
12-020	48	12-4906	45	12-91022	53	12-97222	55
12-022	48	12-8304	51	12-91033	53	12-97224	55
12-024	48	12-8305	51	12-91044	53	12-97444	55
12-026	48	12-8306	51	12-91055	53	12-97446	55
12-038	47	12-8307	51	12-91066	53, 57	12-97664	55
12-039	47	12-8308	51	12-91088	53, 57	12-97666	55
12-042	48	12-8309	51	12-92024	53	12-97668	55
12-044	48	12-8310	51	12-92042	53	12-97886	55
12-046	48	12-8311	51	12-92044	53	12-97888	55
12-136	43, 47, 150	12-8312	51	12-92054	53	12-98042	55
12-138	43, 47, 150	12-8404	51	12-92064	53	12-98044	55, 57
12-206	41, 42, 47	12-8405	51	12-92066	53	12-98046	55
12-206B	42	12-8406	51	12-92086	53	12-98052	55
12-226	42	12-8407	51	12-92088	53	12-98062	55
12-236	42, 47	12-8408	51	12-93022	53, 58	12-98064	55, 57, 58
12-236B	42	12-8409	51	12-93024	53	12-98066	55, 57, 58
12-306	45	12-8410	51	12-93032	53	12-98068	55
12-308	45	12-8411	51	12-93042	53, 57, 58	12-98084	55
12-316	46	12-8504	51	12-93044	53, 58	12-98086	55, 57, 58
12-318	46	12-8506	51	12-93046	53	12-98088	55, 57
12-326	46	12-8508	51	12-93052	53	12-98106	55
12-328	46	12-8510	51	12-93054	53	12-98108	55
12-336	45	12-8604	51	12-93062	53	12-98126	55
12-338	45	12-8606	51	12-93064	53, 57, 58	12-98128	55
12-340	44	12-8608	51	12-93066	53, 57, 58	12-99022	56
12-346	44	12-8704	51	12-93068	53	12-99024	56
12-348	44	12-8706	51	12-93084	53	12-99042	56
12-406	43	12-8708	51	12-93086	53, 57, 58	12-99044	56
12-408	43	12-8710	51	12-93088	53	12-99046	56
12-410	43	12-8804	52	12-93106	53	12-99052	56
12-600	47, 150, 155	12-8806	52	12-93108	53	12-99054	56
12-606	47	12-8808	52	12-93126	53	12-99064	56
12-608	47	12-8810	52	12-93128	53	12-99066	56
12-610	47	12-8904	52	12-94022	54	12-99068	56
12-700	147	12-8906	52	12-94024	54	12-99084	56
12-800	42	12-8908	52	12-94032	54	12-99086	56
12-801	42	12-8910	52	12-94042	54, 57	12-99088	56
12-804	48	12-00623	44	12-94044	54, 57	12-99108	56
12-806	48	12-00823	44	12-94046	54	12-11010	53
12-810	42	12-13617	43	12-94052	54	12-941012	54
12-811	42	12-13623	44	12-94064	54, 57	12-951010	54, 58
12-820	49	12-13817	43	12-94066	54, 57	12-961010	54
12-822	49	12-13823	44	12-94068	54	12-981012	55
12-911	47	12-23617	42	12-94084	54	15-039	108
12-0061	43	12-41010	43	12-94086	54, 57	15-040	108
12-0081	43	12-88042	53	12-94088	54	15-041	105
12-0100	46, 150	12-88044	53	12-94106	54	15-042	105, 149, 151
12-0161	46	12-88064	53	12-94108	54	15-121	145
12-0162	46	12-88066	53	12-94128	54	15-124	145
12-0163	46	12-89042	56	12-95022	54, 57	15-200	140
12-0164	46	12-89044	56	12-95033	54	15-208	140
12-0167	45, 46	12-90002	139	12-95044	54, 57, 58	15-320	25, 29, 32
12-1119	44	12-90003	47, 139, 146	12-95055	54, 57	15-326	12, 29, 32
12-1169	44	12-90004	139	12-95066	54, 57, 58, 146	15-327	12
12-1189	44	12-90005	139	12-95088	54, 57, 58, 146	15-327-150	12
12-1361	43, 44	12-90010	52	12-96044	55	15-335	25
12-1381	43	12-90040	56, 58	12-96055	55	15-336	25

Part No.	Page	Part No.	Page	Part No.	Page	Part No.	Page
15-400	28	15-7839	36	16-7801	34	17-0240	105
15-410	24	15-7895	32	16-7802	34	17-0241	105
15-413	25	15-7955	30	16-7803	34	17-0400	105
15-414	25	15-76029	36	16-7811	34	17-0401	105
15-415	25	15-77526	29	16-7812	34	17-1487	106
15-416	25	15-78029	36	16-7812TC	34	17-1488	106
15-430	24	15-78229	36	16-7813	34	19-4708	9
15-600	28	16-125	6, 7, 8, 18, 23	16-7821	34	19-4710	9
15-610	24	16-713	24, 24	16-7822	34	19-4712	9
15-611	24	16-714	24, 28, 32	16-7823	34	19-4715	9
15-630	24	16-720	22, 26, 32, 146	16-7831	34	19-6708	9
15-640	28		149, 151	16-7832	34	19-6710	9
15-710	23	16-720B	26	16-7833	34	19-6712	9
15-711	23	16-721	30	16-7890	32	16-6715	9
15-715	23	16-722	26, 26	16-7891	32	19-7752	10
15-720	28, 30, 149	16-724	26, 32, 33, 34	16-8510	33	22-2011	9
	151, 153	16-725	26	16-8511	33	22-2031	9
15-720B	28	16-726	27	16-8512	33	22-2051	9
15-721	28	16-730	22, 23, 24, 146	16-8513	33	22-2071	9
15-722	28		149, 151	16-9500	31	22-2151	19
15-724	28	16-760	35	16-9510	31	22-2171	19
15-730	23, 24, 149	16-761	35	16-9515	32	22-4320	7
	151, 153	16-762	35	16-9520	31	22-4321	7
15-730B	23	16-763	35	16-9520PL	131	22-4324	7
15-731	23	16-775	35, 37	16-9520TC	132	22-4620	7
15-740	12, 26, 28, 32	16-777	37	16-9530	31	22-4621	7, 149, 151
15-750	38	16-779	37	16-9530PL	131	22-4624	7
15-751	36, 38	16-795	33	16-9530TC	132	22-4721	7
15-752	36, 38	16-797	30	16-95140	31	22-4951	7
15-753	36, 38	16-798	30	16-95240	31	22-4954	7
15-755	38	16-799	30	16-95340	31	22-9320	6
15-760	36, 38	16-801	147	16-95246PL	131	22-9321	6
15-761	36, 38	16-802	147	17-039	105	22-9521	6
15-762	36, 38, 149, 151	16-803	147	17-103	107	22-9620	6
15-763	36, 38	16-804	147	17-106	107	22-9621	6
15-765	38	16-811	23, 23	17-111	107	22-9720	6
15-766	38	16-822	26	17-116	107	22-9721	6
15-767	38	16-826	27	17-120	107	22-9921	6
15-769	37, 38	16-860	35	17-121	107	23-2051	11
15-770	37	16-861	35	17-125	107	23-2071	11
15-773	38	16-862	35	17-148	106, 153	23-2091	11
15-775	37	16-863	35	17-149	106	23-2251	11
15-784	12	16-7202	26	17-150	107, 146	23-2271	11
15-788	30, 145	16-7222	26	17-151	107	23-2291	11
15-795	30	16-7242	26	17-152	107, 155	23-2316	10
15-796	28	16-7401	27	17-153	106, 107, 146	23-2326	10
15-798	12	16-7402	27		153, 155	23-2616	10
15-799	30	16-7403	26	17-154	12, 107, 155	23-2626	10
15-800	25	16-7421	27	17-155	107	23-2628	11
15-801	25	16-7422	27	17-156	108	23-2630	10
15-805	25	16-74036	27	17-157	108	23-2916	10
15-806	25	16-7602-28	35	17-158	108	23-4325	11
15-830	23	16-7612-28	35	17-160	108	23-4625	11
15-860	40	16-7622-28	35	17-163	108	23-4925	11
15-861	40	16-7632-28	35	17-169	108	24-4320	7
15-865	40	16-7709-28	35	17-170	107	24-4321	7
15-960	40	16-7719-28	35	17-171	107	24-4324	7
15-961	38, 40	16-7729-28	35	17-172	107	24-4620	7
15-7609	36	16-7739-28	35	17-173	18, 19, 108	24-4621	7, 149, 151
15-7619	36	16-77029-28	35	17-177	108		153, 157
15-7629	36	16-77229-28	35	17-182	106	24-4621G	157
15-7639	36	16-77329-28	35	17-183	106	24-4624	7
15-7809	36	16-77526	29	17-246	106	24-4951	7
15-7819	36	16-77712	29	17-249	106	24-4954	7
15-7829	36	16-7800	34	17-420	106, 153	24-9621	6

Part No.	Page	Part No.	Page	Part No.	Page	Part No.	Page
30-2030	8	30-4954	6	36-9101-060	124	60-2991	135
30-2031	8	30-9320	5	36-9101-192	124	60-2992	135
30-2050	8	30-9321	5	36-9200-2484	124	60-7800SL	135
30-2051	8	30-9324	5	36-9200-6060	124	60-9000	130
30-2054	8	30-9334	5	36-9201-2484	125	60-9024	130
30-2055	8	30-9620	5	36-9201-6060	125	60-9100	130
30-2070	8	30-9621	5	36-9202-300	125	61-700	147
30-2071	8	30-9624	5	36-9203-300	125	63-0040	140
30-2074	8	30-9634	4	36-9300-012	125	63-0064	39
30-2075	4	30-9920	5	36-9300-132	125	63-0074	39
30-2091	8	30-9921	5	36-9400-2484	126, 127	63-0170	140
30-2094	8	30-9924	5	36-9400-5050	126	63-0174	39
30-2095	8	30-9934	5	36-9501	126, 127	63-0176	39
30-2150	19	30-9951	5	36-9502	126	63-0177	39
30-2151	19	30-9954	5	36-9504	126	63-2724	30
30-2154	19	31-2033	9	36-9511	127	80-012	46, 156
30-2155	19	31-2053	9	36-9512	127	80-105	151
30-2170	19	31-2073	9	36-9513	127	80-106	151
30-2171	19	31-2093	9	36-9514	127	80-107	151
30-2174	19	31-4323	8	36-9521	127	80-110	151
30-2175	19	31-4623	8	36-9523	127	80-130	149
30-2190	19	31-9323	7	36-9524	127	80-131	150
30-2191	19	31-9623	7	36-9601-024	119, 122, 126	80-140	153
30-2194	19	31-9923	7	36-9601-036	118, 120, 122	80-153	155
30-2195	19	34-1010-300	118		126, 127	80-191	66, 154
30-2250	20	34-1010-336	118	36-9601-228	116, 117, 122	80-250	12, 156
30-2251	20	34-1010-396	118		126	80-420	153
30-2252	21	34-1111-158	119	36-9603-036	126	80-600	47, 155
30-2253	21	34-1231-324	117	36-9603-228	126	80-795	30, 156
30-2254	20	34-1231-384	117	36-9701	124	80-801	151
30-2255	21	34-1300-384	116	53-115	33, 38	80-850	146
30-2256	21	34-1402-420	116	53-120	31, 33, 38	80-903	154
30-2257	21	34-1703-082	120	53-130	31, 33, 38	80-906	154
30-2259	20	34-1824-072	121	53-515	12, 38	80-0161	46, 156
30-2270	20	34-1901-024	122	53-520	38	80-0162	46, 156
30-2271	20	34-1902-024	122	54-130	40	80-0163	46, 156
30-2272	21	34-1903-006	115	54-140	40	80-0165	46, 156
30-2273	21	34-2004-066	121	60-2000	129	80-0167	46, 156
30-2274	20	34-2004-114	121	60-2001	129	80-1078	151
30-2275	21	34-2023-160	120	60-2002	129	80-1290	57
30-2276	21	34-2023-232	120	60-2005	129	80-1291	58
30-2277	21	34-2101-300	117	60-2005	129	80-1292	58
30-2279	20	34-2130-270	118	60-2215	129	80-1850	152
30-2290	20	34-2231-480	119	60-2216	129	80-1860	155
30-2291	20	34-3000-156	117, 118	60-2500	131	80-1860F	155
30-2292	21	34-4010	120	60-2502	131	80-1860S	155
30-2293	21	34-4012	121	60-2520	131	80-2006	66, 154
30-2294	20	34-4020	116, 117, 118	60-2520-20	131		
30-2295	21		119, 122	60-2520-30	131		
30-2296	21	34-4030	116, 117, 118	60-2522	131		
30-2297	21		119, 122	60-2522-20	131		
30-2299	20	34-4120	116, 117, 118	60-2600	132		
30-4320	6	34-4130	116, 117, 118	60-2620	132		
30-4321	6	34-5100-144	116, 117	60-2620KT	132		
30-4324	6	34-5100-204	116, 117	60-2620-20KT	132		
30-4620	6	34-5211-024	120	60-2690	132, 133		
30-4621	6, 149, 151	34-5221-024108	120	60-2699	132, 133, 135		
	153, 157	36-3001	123, 127	60-2700	133		
30-4621G	157	36-9000-360	123	60-2720	133		
30-4624	6	36-9000-480	123	60-2720KT	133		
30-4721	6	36-9000-600	123	60-2720-20	133		
30-4920	6	36-9000-720	123	60-2720-20KT	133		
30-4921	6	36-9020-018	123	60-2722KT	133		
30-4924	6	36-9100-060	124	60-2800	134		
30-4951	6	36-9100-192	124	60-2920	135		
				60-2920KT	135		